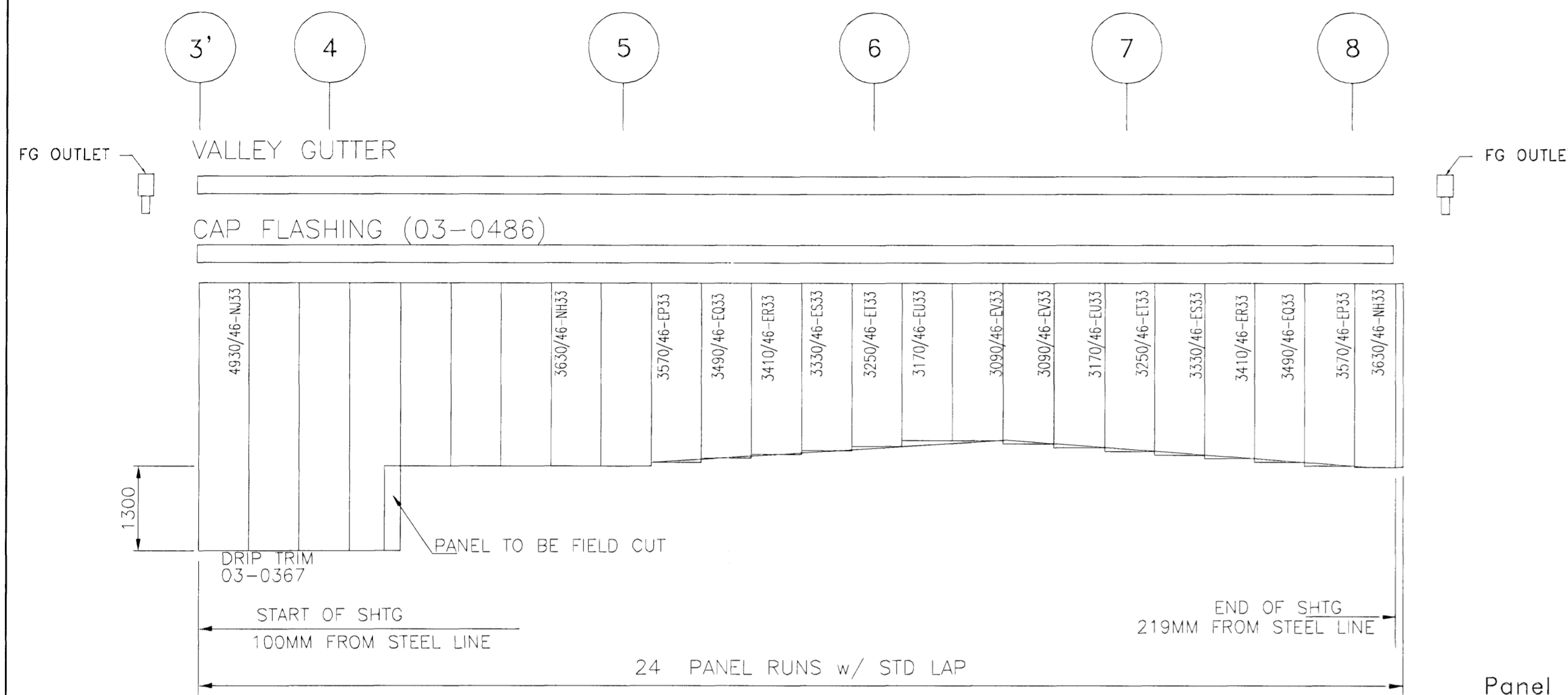


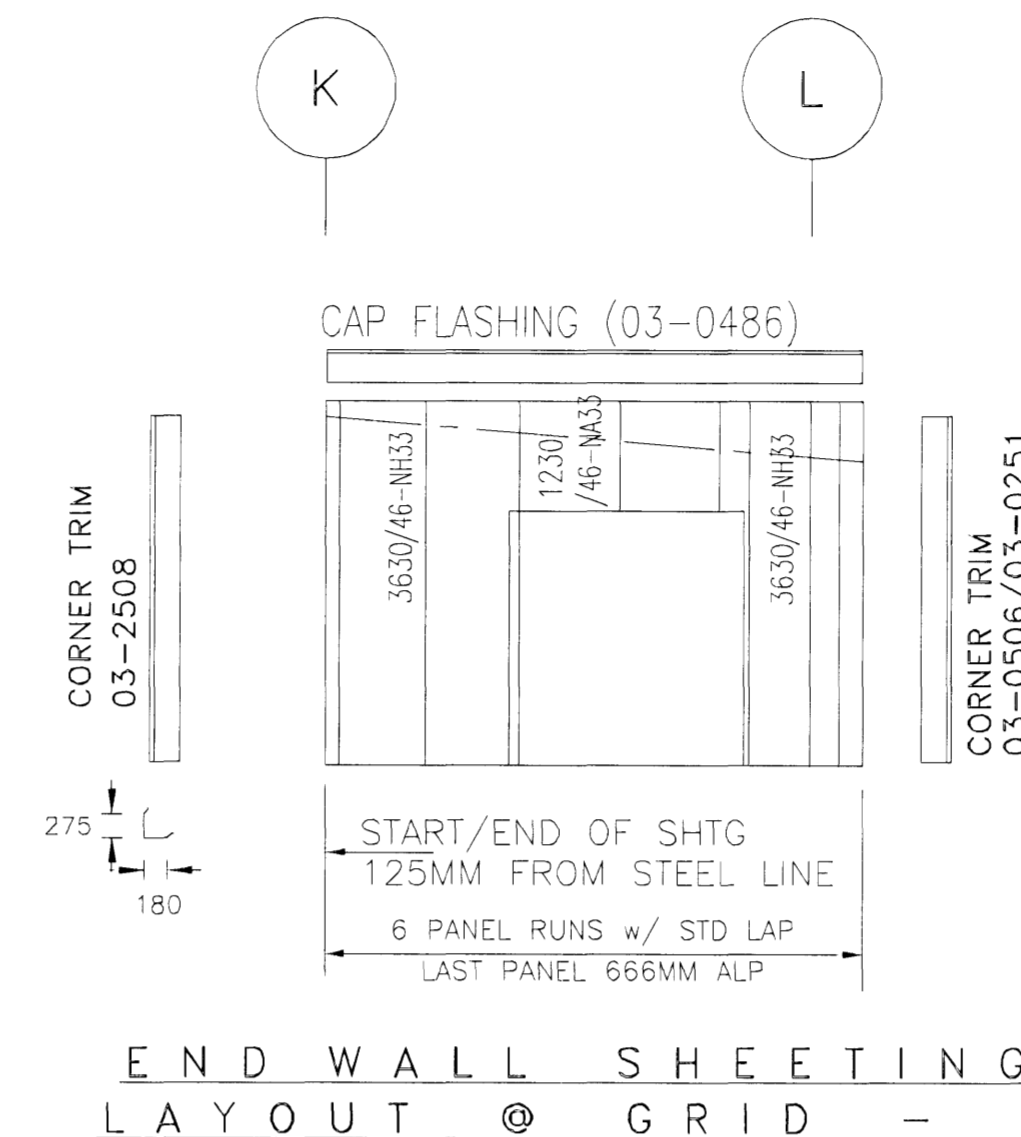
**IMPORTANT NOTES**

- Bracing is to be installed as per the erection drawings and must remain tight during the life of the building. Do not remove any bracing without the written consent of the Engineering Department at Zamil Steel Buildings Company.
- Wall Panels Type = TYPE-R  
Thickness = 0.5 (STEEL)  
Color = FROST WHITE
- Panels are to be field cut to suit openings
- Trims are provided in Zamil Steel standard lengths. Trims quantities are provided to cover the whole length of the trim using 150 mm end laps. Refer to detail TRE-010 at the roof sheeting plan. If lap length specified (150mm) is exceeded during erection then shortage in length may result. If the lap length is reduced then leakage and appearance problems may result.  
Always cut any excess trim length at the end of trim line.
- For downspout locations refer to roof sheeting plan.
- Before the construction of blockwork (not by Zamil Steel), all the flange braces for the rigid frame columns must be fixed to the sidewall girts.
- SITE STORAGE INSTRUCTIONS**  
All products are dispatched from our factory in good condition. To maintain this condition, we recommend that the bundles of sheets, purlins or channels are stored 150mm clear of the ground, with a slope of 1:25, to allow for water drainage. Cover the stack with a waterproof cover, leaving the ends open to allow for air circulation.  
Upon receipt, it is recommended that bundles of panels be checked. If any water is entrapped between sheets, the sheets should be carefully dried, and then re-stacked allowing for air circulation.  
It is recommended that panels be installed as soon as possible after delivery. Extended site storage is not recommended.  
Zamil Steel accepts no responsibility for staining of Galvanized, Zinalume or Aluminium products, or deterioration of Painted products due to incorrect site storage.
- For fixing sheeting on all purlin/girt end laps and on nested purlins/girts, it is recommended that a 4mm dia hole is pre-drilled before installing the self-drilling screw. This is a must for stainless steel screws.



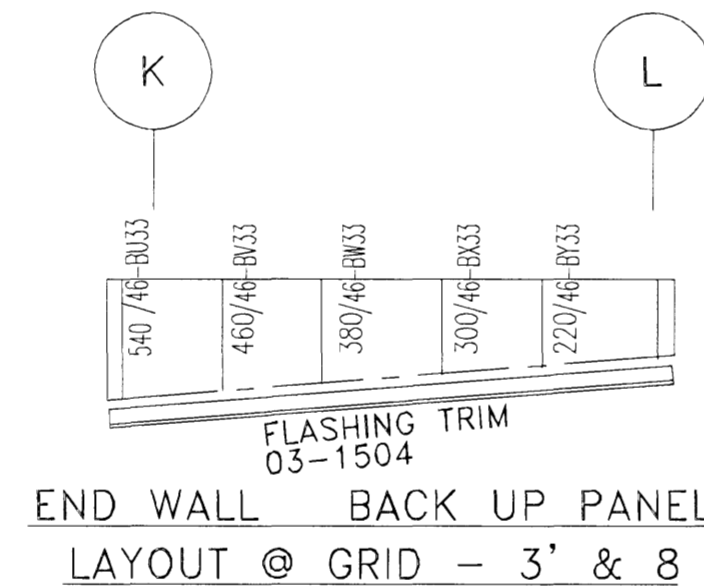
**SIDEWALL SHEETING LAYOUT @ GRID - K**

Panel = TYPE-R, Base Metal = STEEL, Thickness = 0.50mm., Finish = FROST WHITE

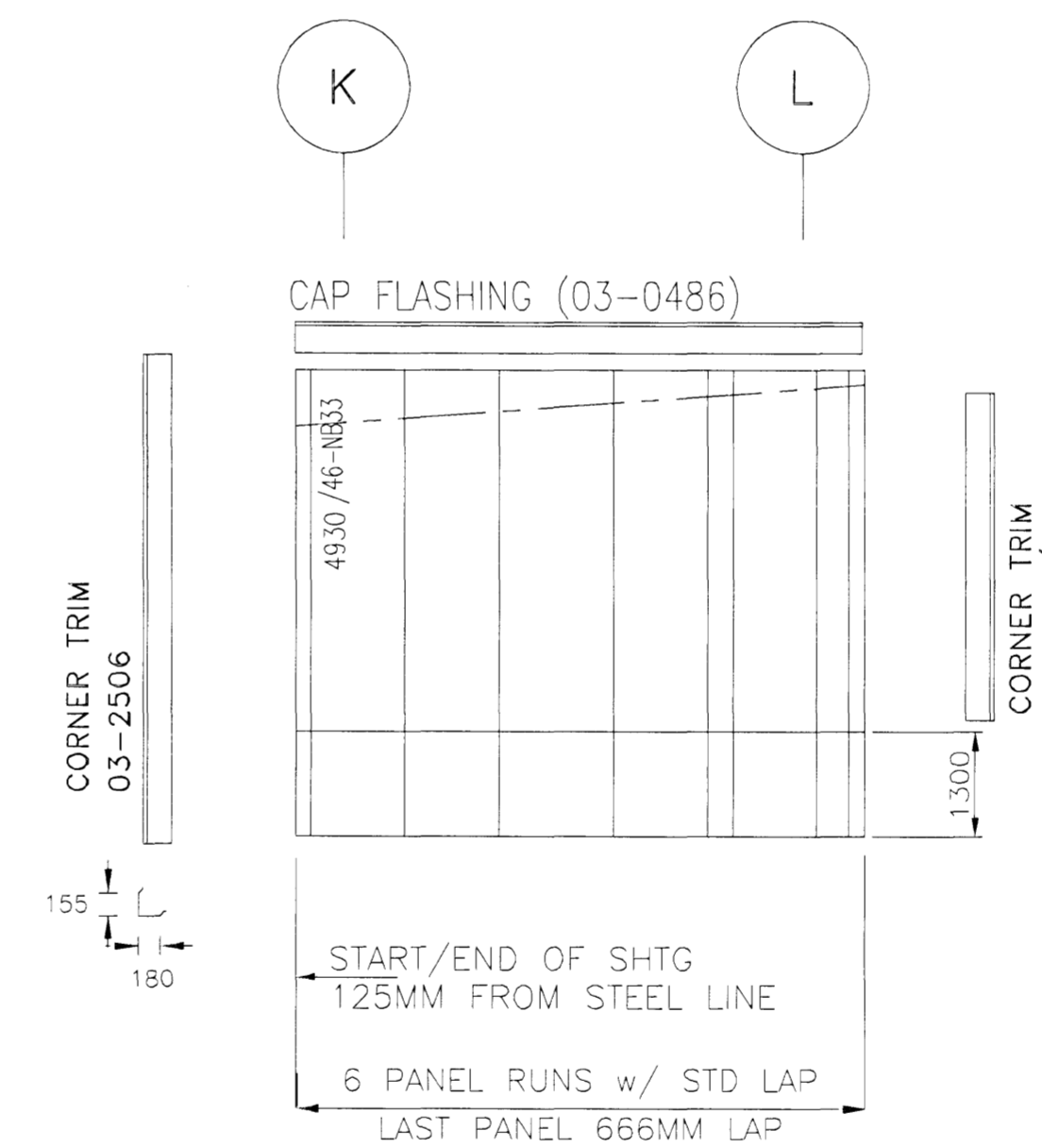


**END WALL SHEETING LAYOUT @ GRID - 8**

Panel = TYPE-R, Base Metal = STEEL, Thickness = 0.50mm., Finish = FROST WHITE

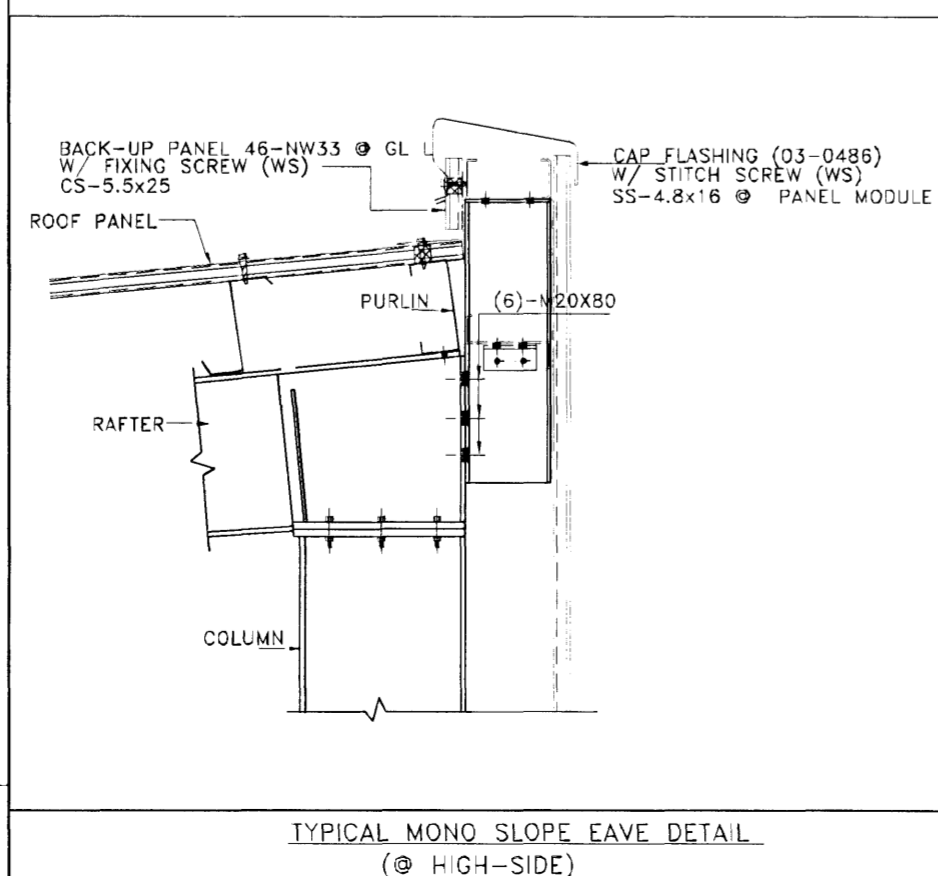
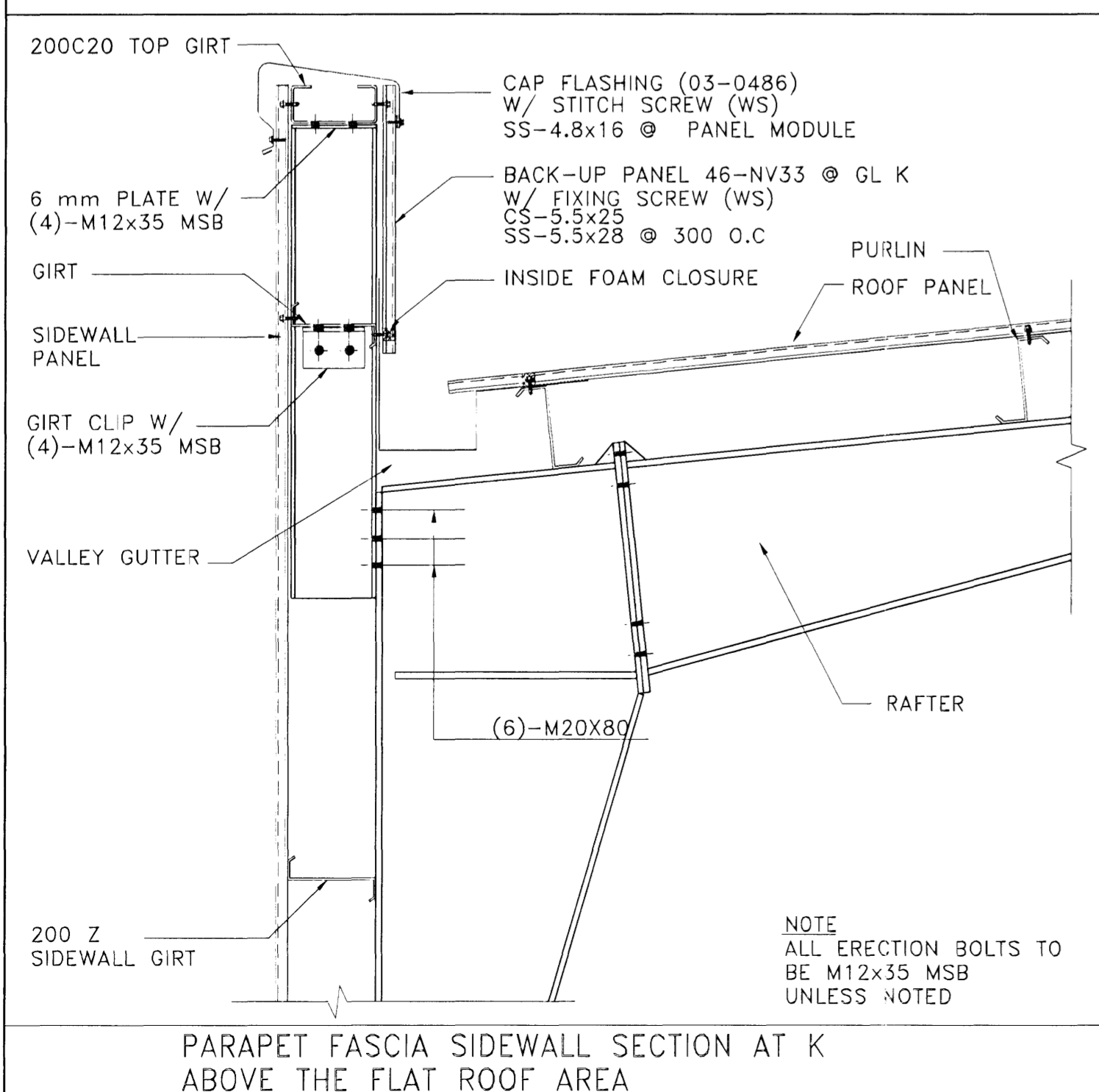


**END WALL BACK UP PANEL LAYOUT @ GRID - 3' & 8**



**END WALL SHEETING LAYOUT @ GRID - 3'**

Panel = TYPE-R, Base Metal = STEEL, Thickness = 0.50mm., Finish = FROST WHITE



Samykkt bann  
24 JUNI 2008  
Byggingarfulltrúinn í Hafnafirði  
F.h. Hrólfur S. Gunnlaugsson

ASK  
26. maí 2008  
Hilbi Viki Hauðsson

VST Verkfæðistofa  
Sigurðar Thoroddsen hf.  
F.h. VST Hljófur Hansson 1509464929

NO.	DATE	DESCRIPTION	DRN	CHK	DSN
2	20.03.2008	ISSUED FOR CONSTRUCTION	NSK	TPS	IPC
1	24.11.2007	RE-ISSUED FOR APPROVAL	MGK	VRA	IPC
0	26.10.2007	ISSUED FOR APPROVAL	KRT	VRA	IPC



ZS JOB NO. : V7-D567	BUILDING NO. : 01
PROJECT NAME : HEDINN HOUSE	
CUSTOMER : HEDINN	
JOBSITE LOCATION : HAFNAFIRDI, ICELAND	
DRAWING TITLE : MONOSLOPE SHEETING DETAILS	DRAWING NO. : E41