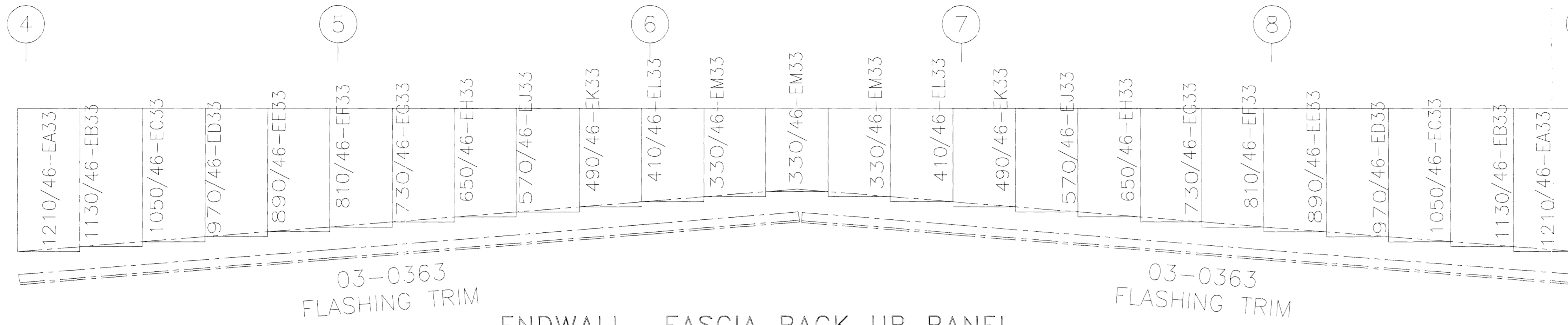


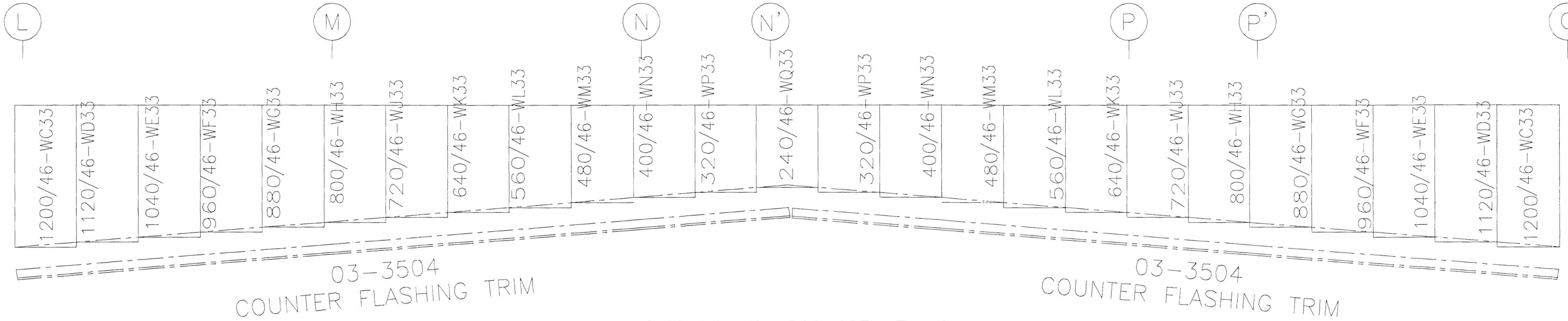
IMPORTANT NOTES

- 1 - Wall Panels Type = TYPE-R
Thickness = 0.5 (STEEL)
Color = FROST WHITE
- 2 - Panels are to be field cut to suit openings
- 3 - Trims are provided in Zamil Steel standard lengths. Trims quantities are provided to cover the whole length of the trim using 50 mm end laps. Refer to detail TRE-010 at the roof sheeting plan. If lap length specified (50mm) is exceeded during erection then shortage in length may result. If the lap length is reduced then leakage and appearance problems may result.
Always cut any excess trim length at the end of trim line.
- 4 - For downspout locations refer to roof sheeting plan.
- 5 - Girts are not designed to take wind load from blockwork walls (not by Zamil Steel).
- 6 - Civil Contractor must tie endwall columns to blockwork(not by Zamil Steel) at locations shown on the erection drawings using clips provided by Zamil Steel and 12mm tie rods(by Civil Contractor).
- 7 - **SITE STORAGE INSTRUCTIONS**
All products are dispatched from our factory in good condition. To maintain this condition, we recommend that the bundles of sheets, purlins or channels are stored 150mm clear of the ground, with a slope of 1:25, to allow for water drainage. Cover the stack with a waterproof cover, leaving the ends open to allow for air circulation.
Upon receipt, it is recommended that bundles of panels be checked. If any water is entrapped between sheets, the sheets should be carefully dried, and then re-stacked allowing for air circulation.
It is recommended that panels be installed as soon as possible after delivery. Extended site storage is not recommended.
Zamil Steel accepts no responsibility for staining of Galvanized, Zincalume or Aluminium products, or deterioration of Painted products due to incorrect site storage.
- 8 - For fixing sheeting on all purlin/girt end laps and on nested purlins/girts, it is recommended that a 4mm dia hole is pre-drilled before installing the self-drilling screw. This is a must for stainless steel screws.



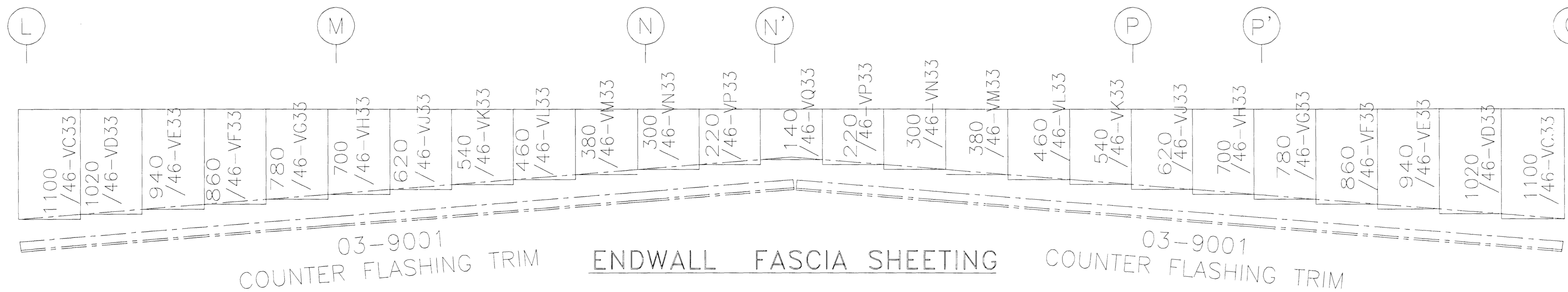
**ENDWALL FASCIA BACK UP PANEL
LAYOUT @ GRID - A (AREA#01)**

Panel = TYPE-R, Base Metal = STEEL, Thickness = 0.50mm., Finish = FROST WHITE



**ENDWALL BACK UP PANEL
@ GRID - 1 & 11 (AREA#02)**

Panel = TYPE-R, Base Metal = STEEL, Thickness = 0.50mm., Finish = FROST WHITE



**ENDWALL FASCIA SHEETING
LAYOUT @ GRID - 4 & 14 (AREA#03)**

Panel = TYPE-R, Base Metal = STEEL, Thickness = 0.50mm., Finish = FROST WHITE

Sampykkt þann
24 JUNI 2008
Byggingartillitúinn í Hafnafirði
F.h. Hörfur S. Gunnlaugsson

ASK
26. maí 2008
Höfður Þoróddsson

VST Verkfræðistofa
Stigurðar Thoróddsson hf.
F.h. VST l.f. Höfður Þoróddsson 150746-4929

0	20.03.2008	ISSUED FOR CONSTRUCTION	NSK	TPS	IPC
NO.	DATE	DESCRIPTION	DRN	CHK	DSN



ZS JOB NO.	: V7-D567	BUILDING NO.:	01
PROJECT NAME	: HEDINN HOUSE		
CUSTOMER	: HEDINN		
JOBSITE LOCATION	: HAFNAFIRDI, ICELAND		
DRAWING TITLE	: ENDWALL FASCIA BACK UP PANEL LAYOUT		DRAWING NO.
			E53