

GENERAL NOTES

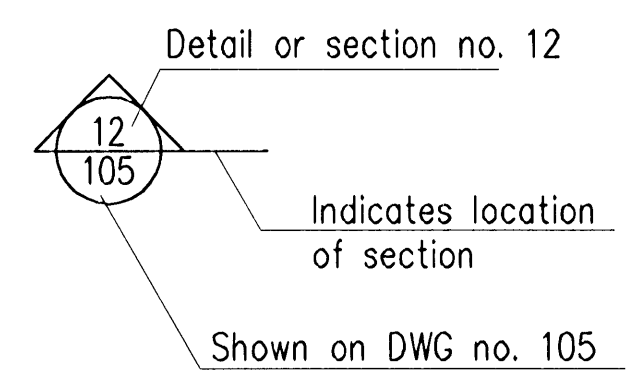
Elevations are in metres in Hafnarfjörður elevation system

▽_{0.00} Stands for elevation 0,00 m on sections

●_{0.00} Stands for elevation 0,00 m on plans

All dimensions shown are either metres or millimetres

SECTIONS:



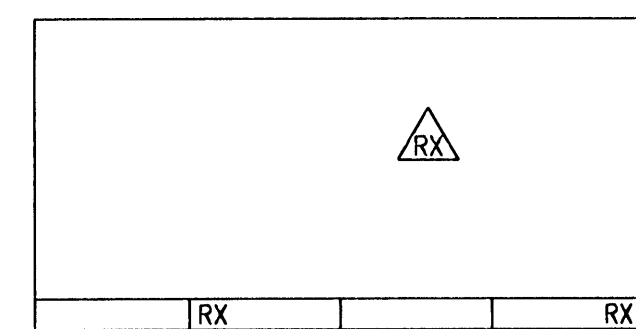
PROFILES:

P10 = Number of profile
110 = Reference drawing

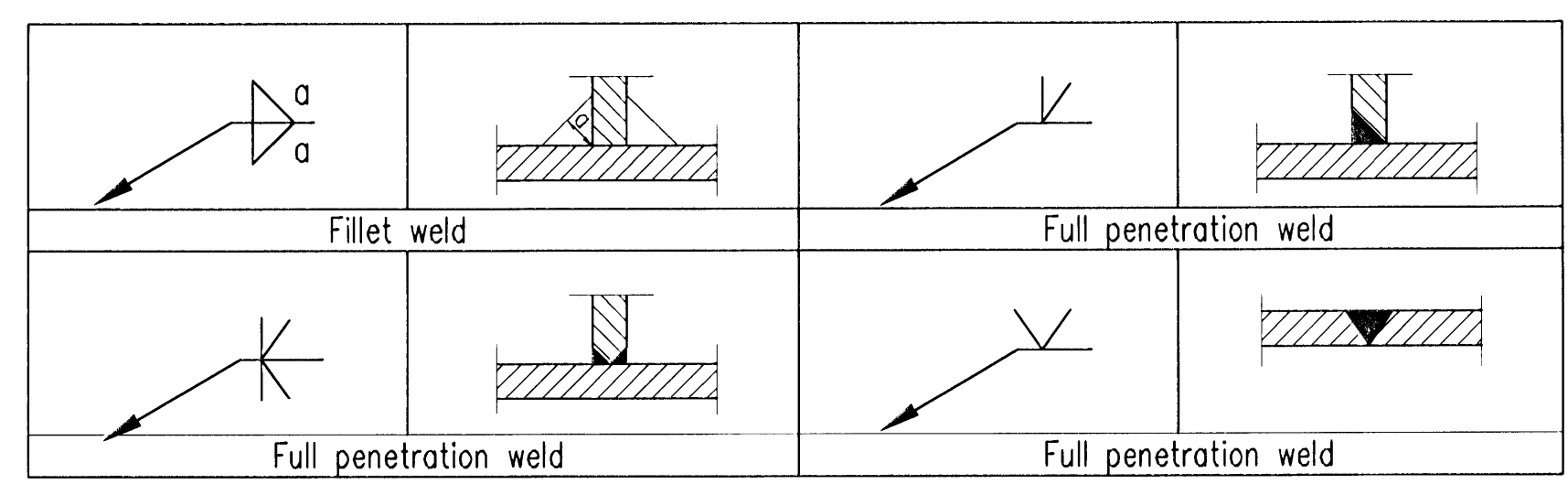
PLATES:

X01 = Number of plate
131 = Reference drawing

Revision no X shown on drawing:



WELDINGS



TIGHTENING OF BOLTS (CLASS 8.8)

BOLT diameter (mm)	TORQUE (Nm)
10	50 ± 10
12	90 ± 10
16	220 ± 10
20	420 ± 20
24	720 ± 20
27	1050 ± 20
30	1450 ± 20

The values in the table do apply, when not otherwise stated on the drawings, or in absence of comparable information from bolt supplier.
The table does not apply for high strength bolts in slip resistant connections.

MATERIAL SPECIFICATIONS

Bolts, nuts and washers shall be of type 8.8 according to IST EN ISO 4014, IST EN ISO 4032, IST EN ISO 7091 and IST EN ISO 898-1, hot dip galvanized.

Structural steel: S235JR (EN10025)
Girts and purlins: S350 (EN10147)
(except I-beams)

Skýringar:
Explanations:



This drawing is the property of the Rio Tinto Alcan Iceland Ltd. and handed out for personal use only. It may neither be copied nor made available to others without permission of the Rio Tinto Alcan Iceland Ltd. The receiver is liable for any misuse.

Fjöldi stykja / Number of pieces	Miður / Object	Atíð / Item	Efni / Material	Eq. sk. / Weight (kg)	Stöð / Scale	Althugasemdir / Remarks
IV III II I	IDP 410 - SUBSTATION				Stað / Max Scale	
	220 kV SWITCHYARD BLD.				Forma: A1	
	STRUCTURAL STEEL				Kostnir - Gætt. / Cost - Eq. no.	4011
	GENERAL NOTES				AKS no.	
	Verkfr. / Supplier	HRV			Tekn. vertika / Drawn of suppl. / Rev.	IDP-410-ZA-000-060 2
	Teknað / Drawn	LDB	2008.10.01	Yfirfarið / Checked	NJ	Samþykkt / Approved
	Rio Tinto Alcan		Stjórarnafn / Name of ISAL / Tekn. ISAL			250160 2
	Teknað / Drawn			Yfirfarið og skráð / Checked and filed		Núkun heimil / Released