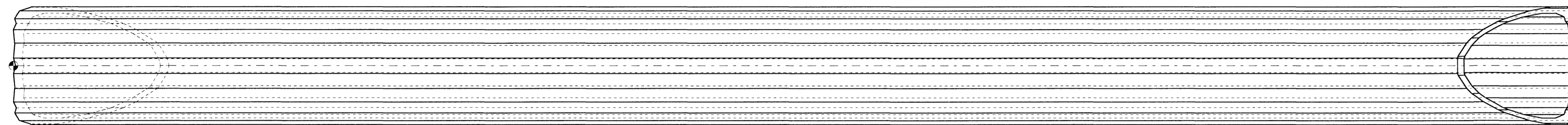


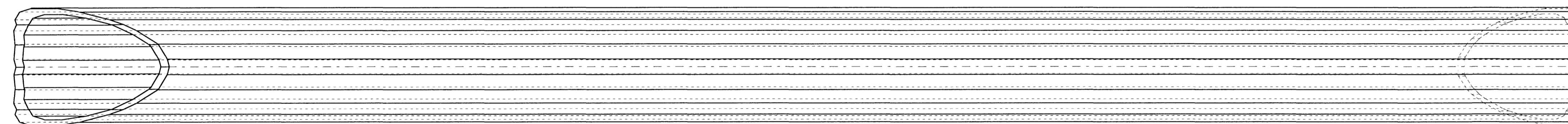

SHOP MATERIAL LIST FOR 1 ASSEMBLY							
MARK	SIZE	GRADE	LENGTH MM	No	AREA M2	WEIGHT KG	
11-MMA	114.3X6.3CHS1	S235	1800	1	0.60	30.2	
TOTAL						0.60	30.2

ALLOCATION TO MULTI-MEMBER ASSEMBLIES			
ASSEMBLY MARK	No. Per ASSEMBLY	No. of ASSEMBLIES	TOTAL
MMA-12	1	5	5
MMA-8	1	5	5

LOCATION LIST	
GRID LOC.	GRID LOC.
1/B/3971	1/B/5478
1/E/3971	1/E/5478
1/H/3971	1/H/5478
1/K/3971	1/K/5478
1/N/3971	1/N/5478
1/O/3971	1/O/5478
1/P/3971	1/P/5478
1/Q/3971	1/Q/5478
1/R/3971	1/R/5478
1/S/3971	1/S/5478



Samþykkt þann
12 MAY 2009
Byggingafrúnn / Hafnarfróð
Eh. Hrólfur S. Gunnlaugsson



10 REQUIRED AS DRAWN MARKED 11-MMA

REV	BY	DATE	DETAILS

NOTES:
ALL WELDS FOR HOLLOW SECTIONS $a > 1.09t$ CONT. FILLED UNO, WHERE t IS THE WALL THICKNESS OF THE SECTION. OR FULL PENETRATION BUTT WELD

a = all noted weld sizes

GENERAL NOTES:
ALL WELDS 6 mm UNO
TOTAL WEIGHT 30.2 kg.
STEEL GRADE S235

CLIENT BYKO	DRAWN MLM	14/04/08
PROJECT KAPLAKRIKI	CHECKED IRG	5/5 '09
TITLE		

SCALE	JOB No	DWG No.	REV
NTS	7. 120. 257	11-MMA	1

GRENNSÁSVEGI 1 · 108 REYKJAVÍK · Sími: 422 3000 · Fax: 422 3001
 VEFFANG: www.vgk.is · Netfang: vgk@vgk.is

[Signature]
Kt. 110457-2789
STRUCAD