CROSS SECTION SCHEDULE (LEFT FROM RIDGE)

BOLT SCHEDULE				FLANGE BRACE	
CONN	QTY	SIZE	LENGTH	MARK	PART MARK
B1	4	M30	900	P3	07-2501
K1	12	M30	100	P5	07-2502
S1	10	M27	110	P7	07-2503
S2	8	M27	90	P9	07-2504
				P10	07-2505
				P11	07-2506
				P12	07-2506

CROSS SECTION SCHEDULE (RIGHT FROM RIDGE)

BOLT SCHEDULE				FLANGE BRACE	
CONN	QTY	SIZE	LENGTH	MARK	PART MARK
B1	4	M30	900	P3	07-2501
K1	12	M30	100	P5	07-2502
S1	10	M27	110	P7	07-2503
				P9	07-2504
				P10	07-2505
				P11	07-2506
				P12	07-2506

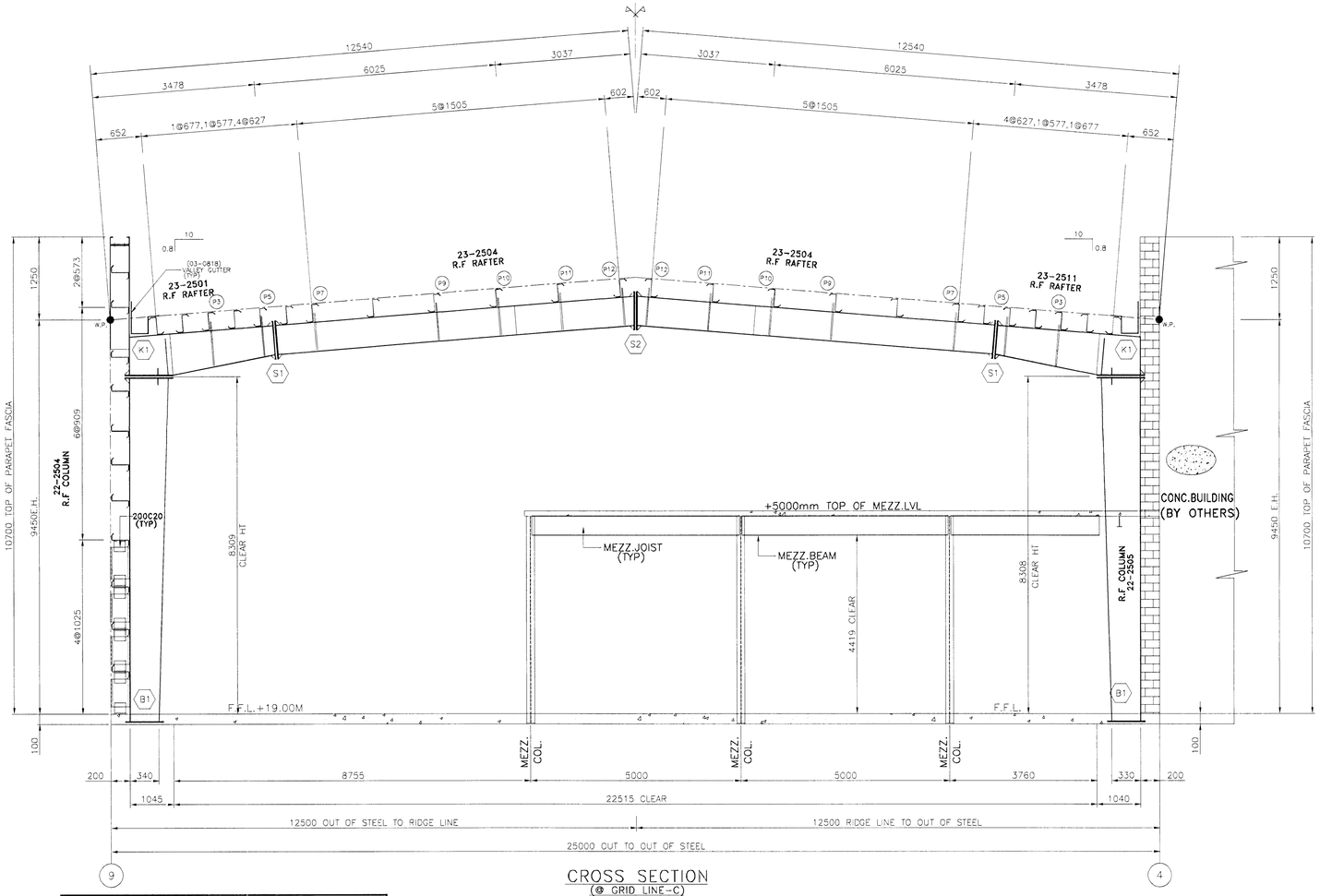

CROSS SECTION
(@ GRID LINE-C)

BLOCK WORK
BY OTHERS

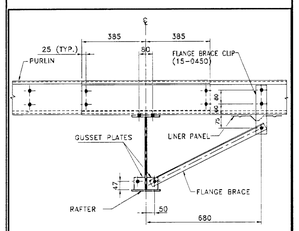

NOTES:
1. ALL BOLTS ARE M12 x 35mm MSB.
2. FIELD SLIT LINER PANEL TO SUIT FLANGE BRACE CLIP

FLANGE STAY WITH CONTINUOUS LAP (FCE-041)

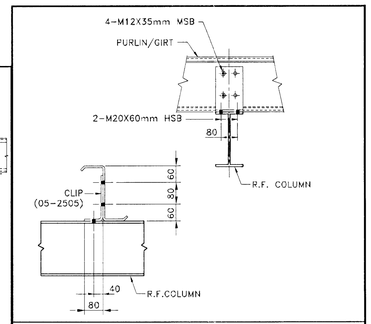

COLUMN & GIRT CONNECTION
(FOR FLANGE THICKNESS MORE THEN 15 MM ONLY)

IMPORTANT NOTES

1 – High strength bolts (HSB) are galvanized while mild steel bolts (MSB) are electro plated (yellow chromate conversion). These bolts are marked on the heads so that they can be easily identified.

2 – The correct type of bolts must be used as called for on the details. Using wrong type of bolts may cause building failure at the erector's responsibility.

3 – Continuous machine submerged arc weldings (S.A.W.) meet the applicable requirements of the American Welding Society (A.W.S.) D1.1-2004.

4 – Web-to-flange welds are single side fillet welds in accordance with the ninth edition of the AISC Table J2.4 Page 5-67 unless noted otherwise.

5 – Web-butt welds are complete penetration using flux back-up (16mm plate max.)

6 – Flange butt welds are on both sides with copper back-up. Flanges 19mm or thicker are beveled prior to assembly.

7 – Gusset plates for flange braces are welded on both sides of the column and rafter, however flange braces are required at one side (unless noted otherwise). For aesthetic reasons, it is preferable to install them all at the same side of column and rafter. The side chosen depending on erection sequence.

Samþykkt þann
24 JUNI 2008
Byggingarfulltrúinn í Hafnarfirði
F.h. Hrólfur S. Gunnlaugsso

ASK ARKITEKTAR
26. maí 2008

VST Verkfræðistofa Sigurðar Thoroddsen hf.
F.h. VST hf. Hjörtur Hansson 1509464929

NO.	DATE	DESCRIPTION	DRN	CHK	DSN
2	20.03.2008	ISSUED FOR CONSTRUCTION	NSK	TPS	IPC
1	24.11.2007	RE-ISSUED FOR APPROVAL	MGK	VRA	IPC
0	25.10.2007	ISSUED FOR APPROVAL	KRT	VRA	IPC

ZÄMIL STEEL

ENGINEERING DEPARTMENT

ZS JOB NO. : V7-D567 BUILDING NO.: 01
PROJECT NAME : HEDINN HOUSE
CUSTOMER : HEDINN
JOBSITE LOCATION : HAFNAFIRDI, ICELAND
DRAWING TITLE :

CROSS SECTION @ GL-C

DRAWING NO. E02