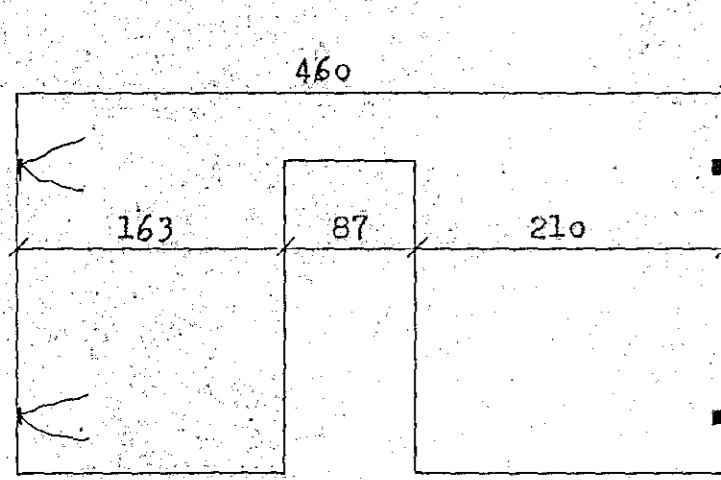
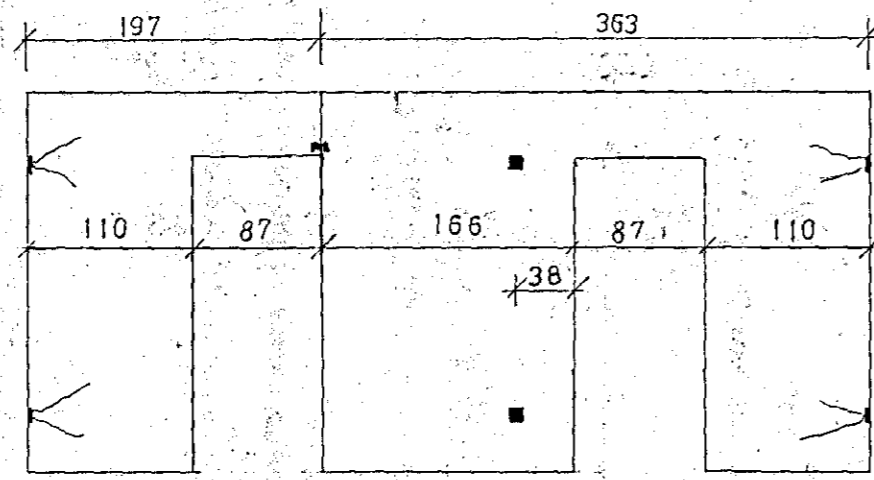


LÉTTIR VEGGIR: LV7-LV17. ATH! Lykkt léttra veggja er 10 cm.

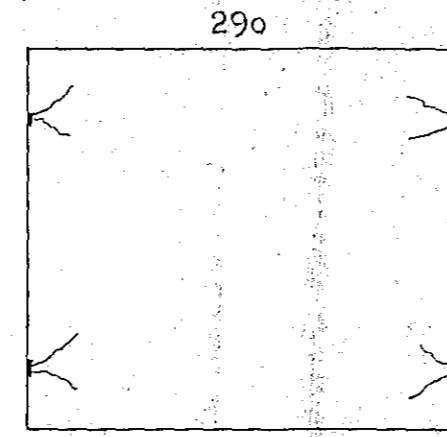


LV7  
 $F=11,75 \text{ m}^2$   
 $I=2500 \text{ kg}$   
 $R=1,0 \text{ m}^3$

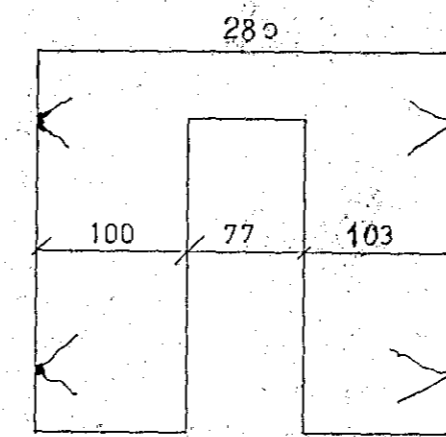


LV8  
 $F=6,125 \text{ m}^2$   
 $I=1100 \text{ kg}$   
 $R=0,44 \text{ m}^3$

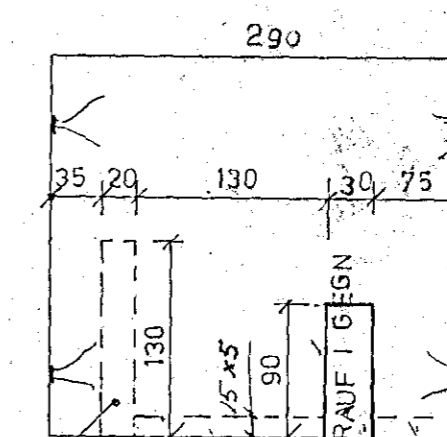
LV9  
 $F=7,875 \text{ m}^2$   
 $I=1550 \text{ kg}$   
 $R=0,62 \text{ m}^3$



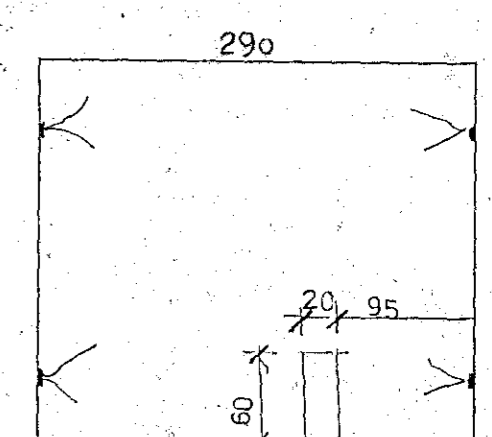
LV10  
 $F=7,25 \text{ m}^2$   
 $I=1850 \text{ kg}$   
 $R=0,74 \text{ m}^3$



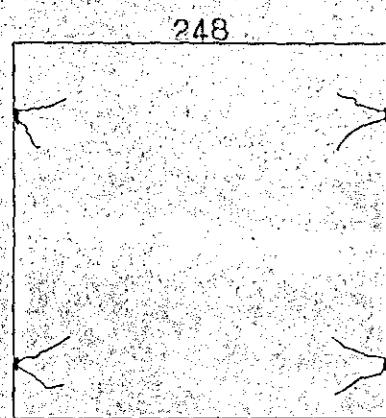


LV11  
 $F=7,00 \text{ m}^2$   
 $I=1350 \text{ kg}$   
 $R=0,54 \text{ m}^3$



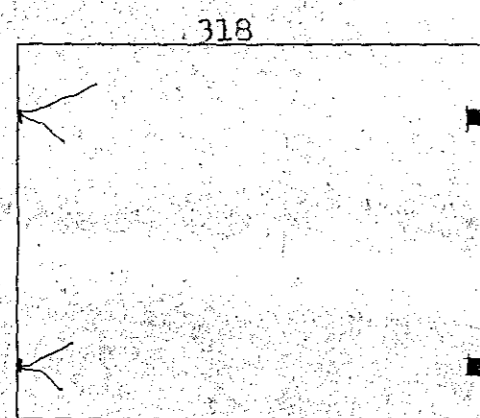
LV12  
 $F=7,25 \text{ m}^2$   
 $I=1850 \text{ kg}$   
 $R=0,74 \text{ m}^3$




LV13  
 $F=7,25 \text{ m}^2$   
 $I=1850 \text{ kg}$   
 $R=0,74 \text{ m}^3$



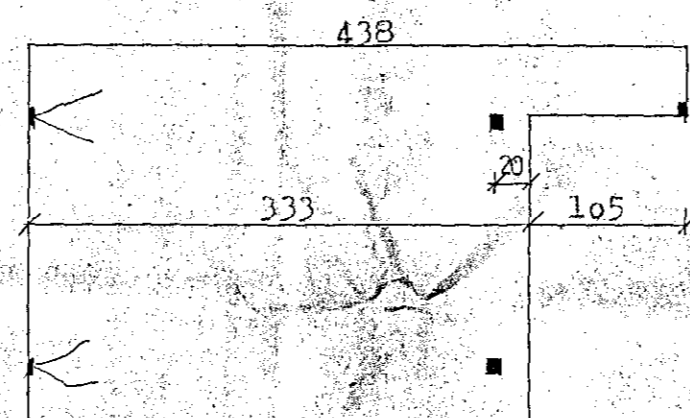
LV14  
 $F=6,20 \text{ m}^2$   
 $I=1550 \text{ kg}$   
 $R=0,62 \text{ m}^3$



LV15  
 $F=7,95 \text{ m}^2$   
 $I=2000 \text{ kg}$   
 $R=0,80 \text{ m}^3$




LV16  
 $F=7,70 \text{ m}^2$   
 $I=1950 \text{ kg}$   
 $R=0,78 \text{ m}^3$




LV17  
 $F=10,95 \text{ m}^2$   
 $I=2200 \text{ kg}$   
 $R=0,88 \text{ m}^3$



Járnbanding innveggja sjá teikn. nr. 105.



**VERKHÖNNUN**  
 VERKFRÆÐI- OG TEIKNISTOFA



Sigtún 7, Reykjavík, sími: 91-16820

Verk nr. 243 Teiknað: S.H.S.  
 Teikn. nr. 106 Hannað:  
 Mælikv.: 1:50 Samþykkt: *[Signature]*  
 Dags. nóv. 1984 Breytt:

Verkefni: LJÓSABERG 34, HAFNARFIRÐI.

Heiti teikn.: INNVÆGGJA BÍNINGAR LV1-LV17.