NOTE:

2ND FLOOR EXTERIOR WALLS TO BE 2x6 2445mm STUDS INTERIOR WALLS TO BE 2X4 2445mm STUDS @ 406 O.C. UNLESS SHOWN OTHERWISE.

EXTERIOR WALLS SHEATHING TO BE 12.5mm PLYWOOD INSTALLED VERTICALLY, 0mm FROM BOTTOM PLATE.

-SHEATHING TO BE GLUED & NAILED.

WALLS TO CONTAIN 2 TOP PLATES. ATTACH 2nd TOP PLATE @ SITE.

BOTTOM PLATE TO BE TREATED LUMBER.

HEADER TO BE 2-2x10

OPENINGS > 5' WIDE =DOUBLE CRIPPLES

>-< DENOTES WALL PANEL JOINT LOCATION

INTERIOR DOOR ROUGHT OPENING HEIGHT TO BE 2083mm

BOTTOM OF HEADER
HEADER SIZE
SILL HEIGHT

EOR-001
unit 28

SECOND FL.
EXT. WALL
LAYOUT

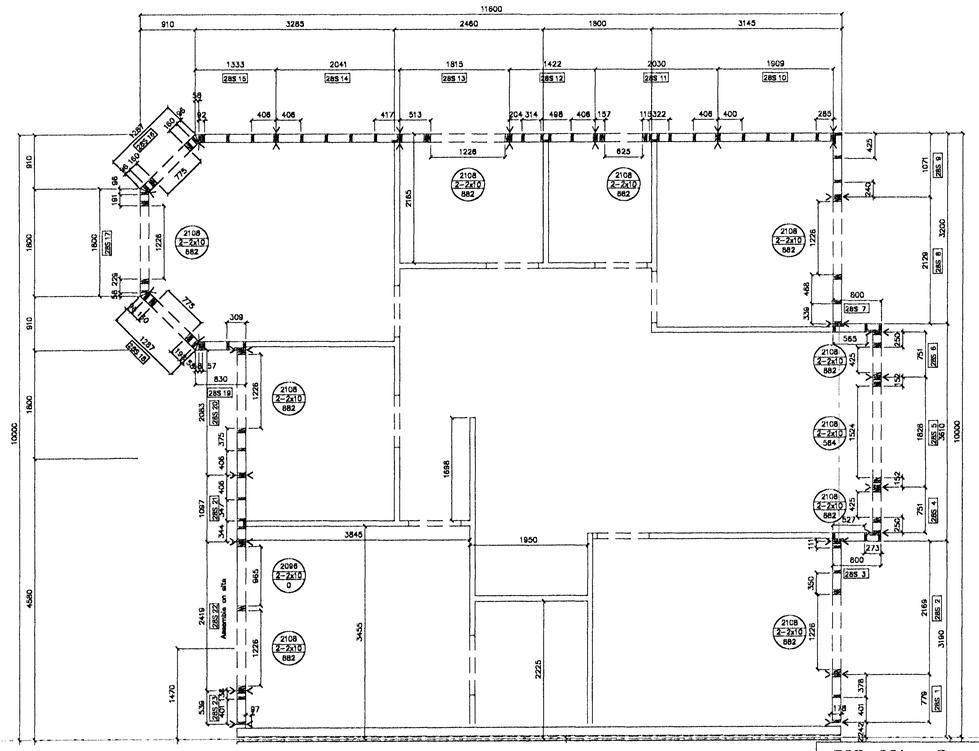

EOR-001 Second F
unit 28 Exterior Wall

ND FLOOR INTERIOR WALL PRECUT AND BUNDLE
ASSEMBLE ON SITE

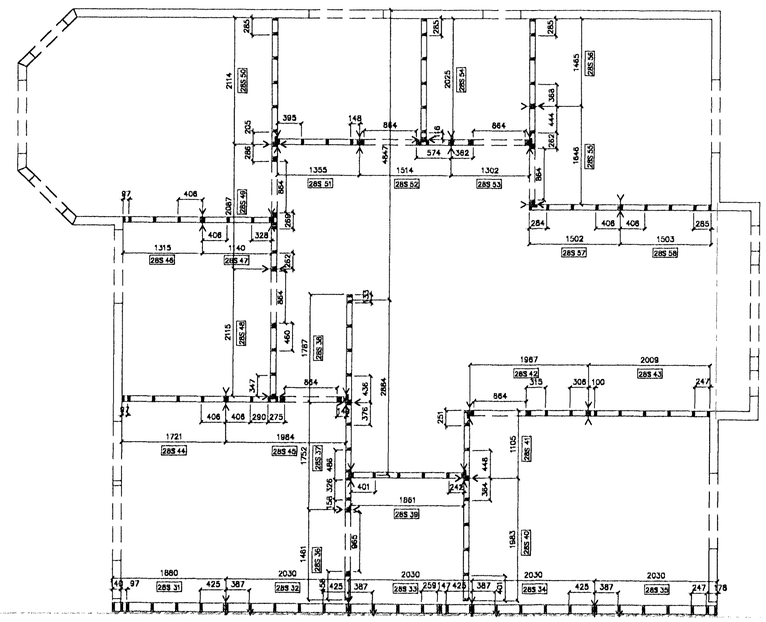

28S 31~35 : 2x6 PARTY WALL
APPLY SHEATHING

NOTE:

2ND FLOOR EXTERIOR WALLS TO BE 2x6 2445mm STUDS INTERIOR WALLS TO BE 2X4 2445mm STUDS @ 406 O.C. UNLESS SHOWN OTHERWISE.

EXTERIOR WALLS SHEATHING TO BE 12.5mm PLYWOOD INSTALLED VERTICALLY, 0mm FROM BOTTOM PLATE.

-SHEATHING TO BE GLUED & NAILED.

WALLS TO CONTAIN 2 TOP PLATES. ATTACH 2nd TOP PLATE @ SITE.

BOTTOM PLATE TO BE TREATED LUMBER.

HEADER TO BE 2-2x10

OPENINGS > 5' WIDE =DOUBLE CRIPPLES

>-< DENOTES WALL PANEL JOINT LOCATION

INTERIOR DOOR ROUGHT OPENING HEIGHT TO BE 2083mm

BOTTOM OF HEADER
HEADER SIZE
SILL HEIGHT

EOR-001
unit 26

SECOND FL.
EXT. WALL
LAYOUT

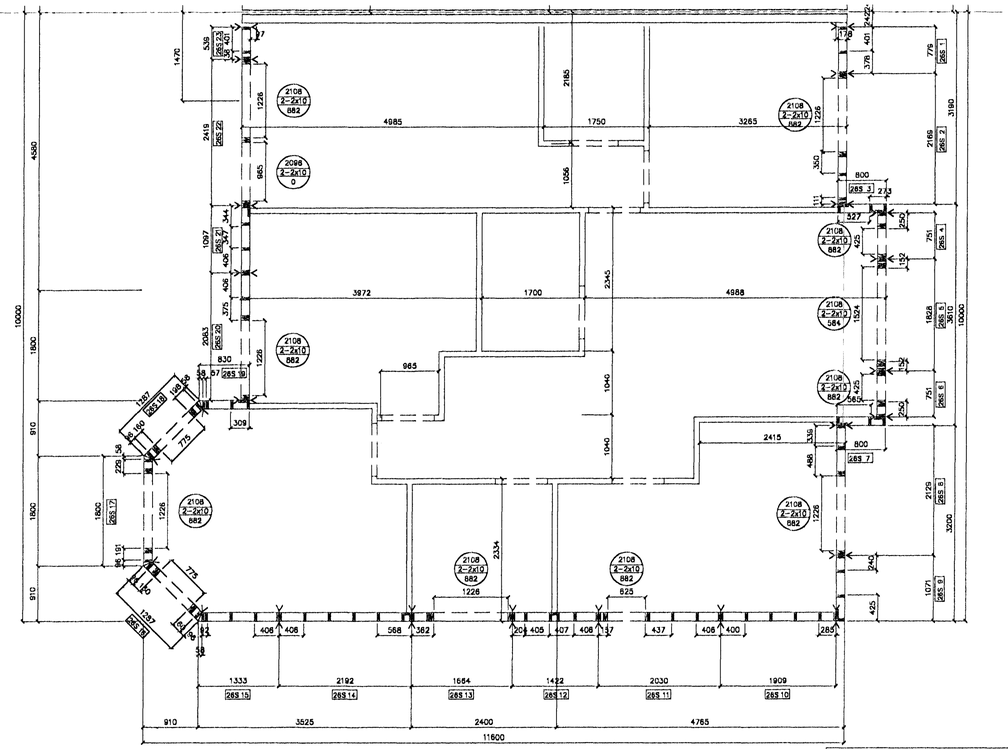

EOR-001 Second Fl
unit 26 Exterior Wall

26S 31~35 : 2x6 PARTY WALL
APPLY SHEATHING

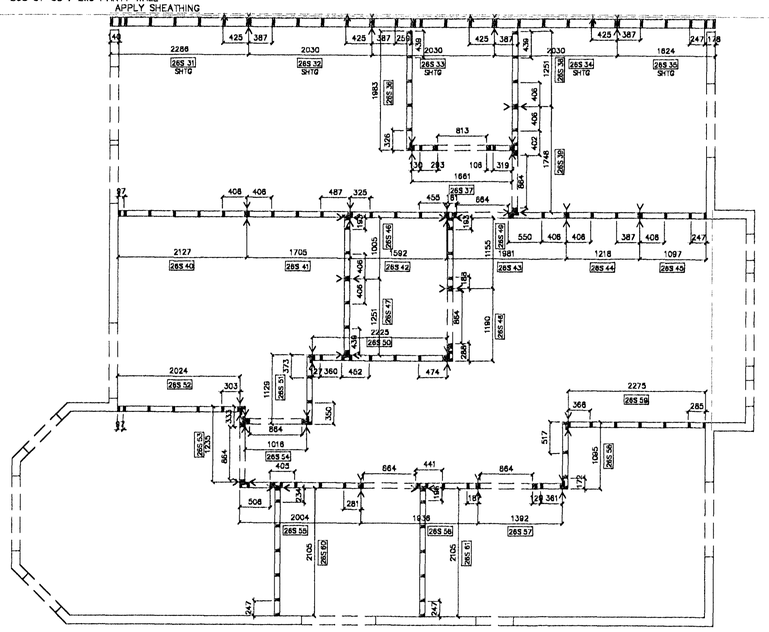

FLOOR INTERIOR WALL PRECUT AND BUNDLE
ASSEMBLE ON SITE

EOR-001
unit 26

VG

3			
2			
1			
ÞRÆYTING	DAGSETNING		GLIST

ÁRITUN: Kt 280439-3129

VIÐBÓRÐ: ERLUÁS 26 OG 28 HAFNARFIRÐI

VERK NR.: 0116

BURÐARVIRKI
-VEGGIR Á 2.HÆÐ, GRUNNMYND

HANNAÐ:	ÞM
TEKNAÐ:	PG
DAGSETNING:	08.02.2002
KVARÐI:	1:50
YFIRFARÐ:	ÞM

ÞORSTEINN MAGNÚSSON – BYGGINGARVERKFRÆÐINGUR
VERKFRÆÐISTOFA AUÐBREKKU 6
200 KÓPAVOGI SÍMI 551 9940 FAX 551 9945

TEKNING NR.: 205