


ADALTAFLA T1

HEIMTAUG RAFVEITU 200A
230/400V



STRAUMSKINNUR 800A

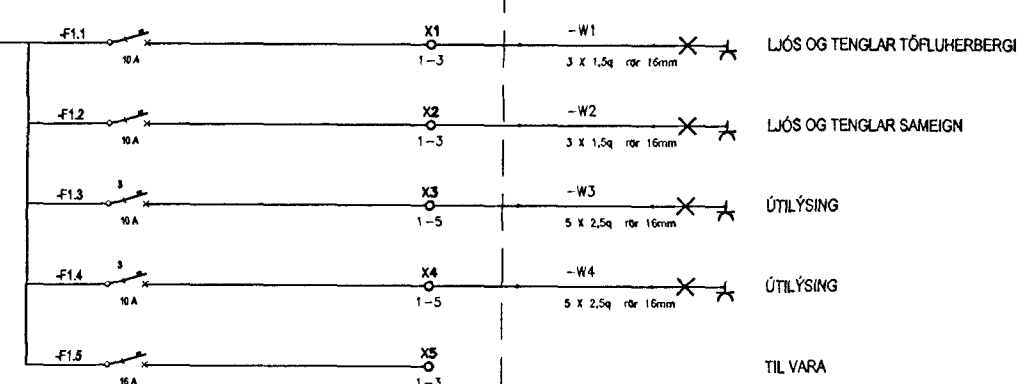
kwh

kwh

SAMEIGN
kwh

GREINATAFLA T1.1

GREINATAFLA T1.2

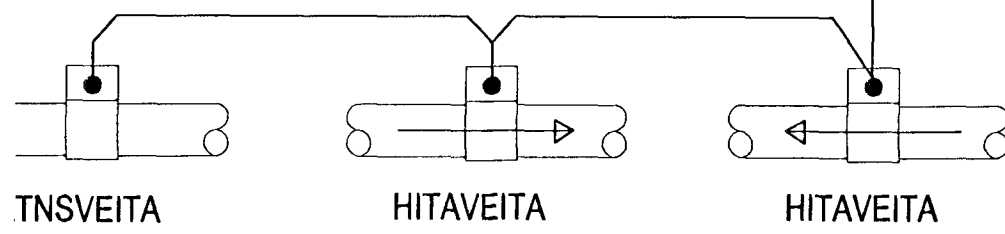


25q

10q

SÖKKULSKAUT
Teinar fari inn í gryfju undir töflu
Tenging sökkulskauti ekki málsett

Steypujám neðst í sökkli
tengd með tveim klemmum
eða rafsoðin saman



BREYTING A DAGS: _____
 BREYTING B DAGS: _____
 BREYTING C DAGS: _____
 BREYTING D DAGS: _____
 TERNAD GES: _____
 TÖLVUNEIT 832-004 DWG
 VEROEFTL. FEDERAL EXPRESS HAFNARFIRÐI
 VEROEFTL. EINLÍNUNYND ADALTAFLA T1
 RAFTÆKNISTOFAN
 GRENSÁSVEGUR 3 108 REYKJAVÍK
 520 9900 520 9901
 JUNÍ 99