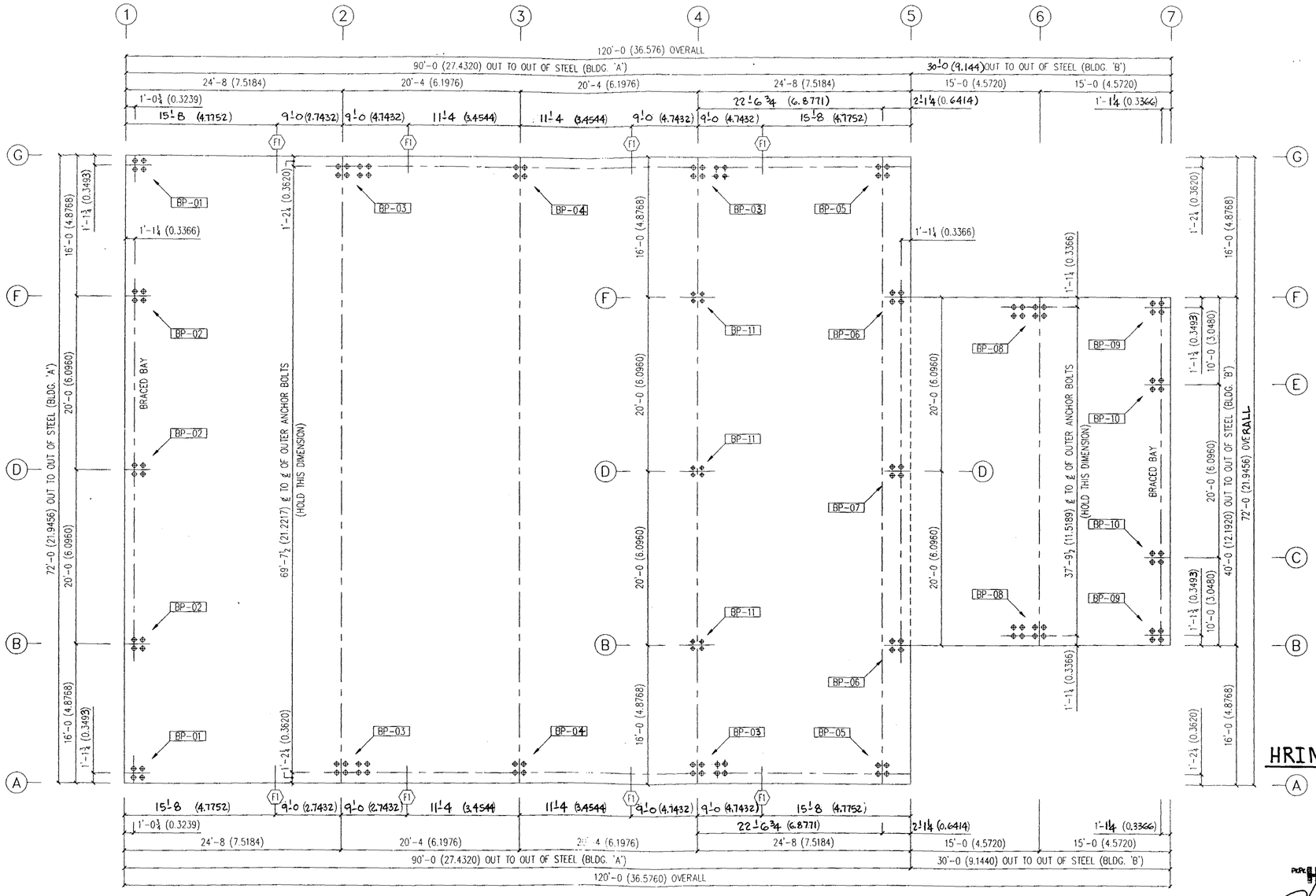

ANCHOR BOLT SETTING PLAN

(F_) DENOTES FRAMED OPENING (SEE SHT. F2)

( ) – DENOTES METRIC

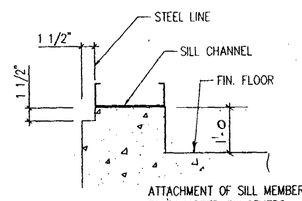

SECTION "A"

HRINGHELLA 4, HAFNARFIRDI

NOTE: THE UNDERSIGNED IS NOT THE ENGINEER OF RECORD FOR THE OVERALL PROJECT

DSN APR	KBP	APR DATE	18/3/02

Byggingafulltrúi Hafnarfjarðar
Afgreitt bann
18 MAR 2002

ANCHOR BOLT DIAMETERS HAVE BEEN DESIGNED BY THE METAL BUILDING MANUFACTURER BASED ON AISC METHOD WITH COMBINED SHEAR AND TENSION.

DEVELOPMENT, EMBEDMENT AND HOOK LENGTH OF ANCHOR BOLTS IN THE CONCRETE ARE DESIGN RESPONSIBILITY OF OTHERS. ALSO DESIGN OF SHEAR ANGLES, TENSION PLATES, HAIRPINS, AND ANY OTHER EMBEDDED MATERIAL IN THE CONCRETE SHALL BE DESIGNED AND PROVIDED BY OTHERS.

NOTE: ANCHOR BOLT PROJECTION IS FROM BOTTOM OF BASE PLATE.

ANCHOR BOLT PROJECTION

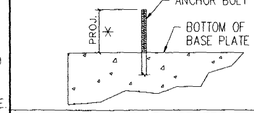

DIA.	PROJ ✳
1/2"	1 1/2"
5/8"	2"
3/4"	2 1/2"
7/8"	3 1/2"
1"	3 1/2"
1 1/8"	3 1/2"
1 1/4"	3 1/2"

DRAWING STATUS

[X] FOR APPROVAL: THESE DRAWINGS, BEING FOR APPROVAL, ARE BY DEFINITION NOT FINAL, AND ARE FOR CONCEPTUAL REPRESENTATION ONLY. THEIR PURPOSE IS TO CONFIRM PROPER INTERPRETATION OF THE PROJECT DOCUMENTS. ONLY DRAWINGS ISSUED "FOR CONSTRUCTION" CAN BE CONSIDERED AS COMPLETE.

[ ] FOR PERMIT: THESE DRAWINGS, BEING FOR PERMIT, ARE BY DEFINITION NOT FINAL IN THAT, AS A MINIMUM, PIECE MARKINGS ARE NOT IDENTIFIED. ONLY DRAWINGS ISSUED " FOR CONSTRUCTION " CAN BE CONSIDERED AS COMPLETE.

[X] FOR CONSTRUCTION: FINAL DRAWINGS.

REVISIONS

NO.	DATE	DESCRIPTION	BY	CK'D
A	10-30-01	FOR APPROVAL	BB	RES
B	11-7-01	REV FOR PERMIT	JWC	

METALLIC

metallic building company

7301 FAIRVIEW • HOUSTON, TEXAS • P.O. BOX 40338
ZIP 77041 (713) 466-7788 ZIP 77240

DESCRIPTION	ANCHOR BOLT SETTING PLAN / INNSTEYPTIR FESTIBOLTAR, GRUNNMYND
SIZE	SEE BUILDING DESCRIPTION SHEET C1
CUSTOMER	SCAN-STEEL INTERNATIONAL
OWNER OR PROJECT	TRUCK STATION
LOCATION	ICELAND
CAD BY	BB

DRN. BY	CK'D BY	DATE	SCALE	JOB NO.	PH	BLDG. DESC. (ALPHA)	SHEET NO.	ISSUE
			NONE	0105-197484		A	F1 of 2	B