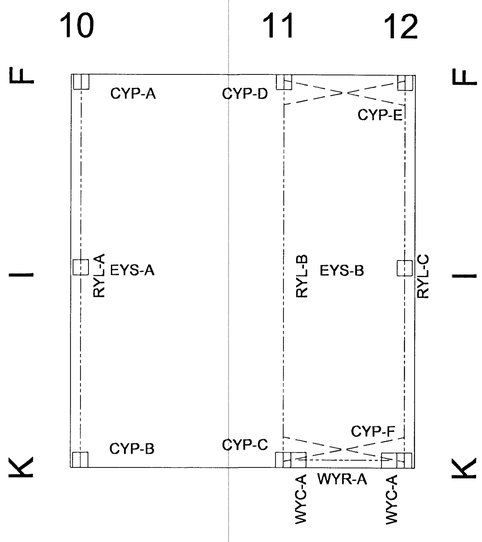

CROSS SECTION LAYOUT

(SCALE:1/100)

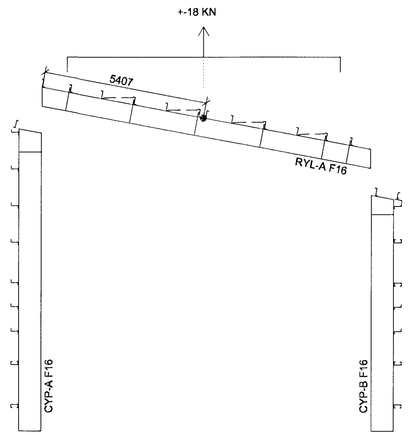

TWO FRAMES WITH PURLINS

AXIS : 10 + 11

(SCALE:1/100)

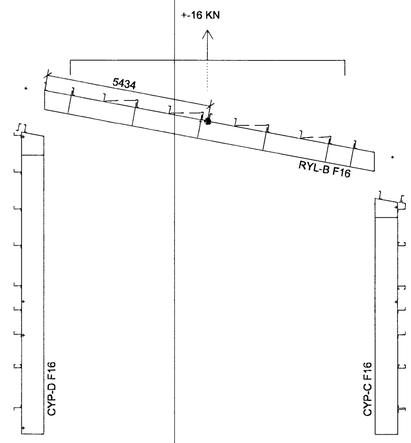

TWO FRAMES WITH PURLINS

AXIS : 11

(SCALE:1/100)

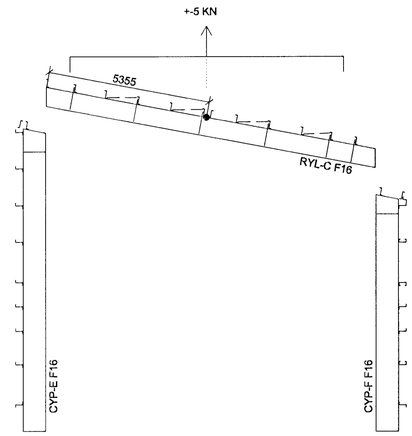

ONE FRAME W/O PURLIN

AXIS : 12

(SCALE:1/100)

HÚS OG HÖNNUN ehf.
ARKITEKTÚR OG VERKFRÆÐISTOFA
Kt.510393-2529 - Pósthólf 37600
Skólagötu 63 - 105 Reykjavík
Sími 562-2120 - Fax 562-2430
21. September 2001

FORM+RÝMI
BÚÐARVIN 5 NÉ-210 GARÐABÆR ARKITEKTAR

TECHNICAL NOTES

1. Drawings to read in conjunction with ASTRON technical manual
2. All measures in millimeters
3. * = Field adapted
4. Design of foundations by local engineer
5. Applicable column reactions see chart "Foundation Reactions"
6. Purlin spacings are rounded to mm and cannot be added
7. Flange bracings installation per standard detail W1 chapter
8. Field locate roof openings and accessories
9. Compensation of panel tolerance currently during installation
10. Unless noted differently :
    1) Purlin diaphragms - At peak (see W316, W326, W327)
       - Double purlins (see W311, W321)
    2) Wind bracing details, see chapter W2
    3) Roof stabilisation if necessary :
       - Purlin spacers (HSA, HSB, HSC, HSD. SEE W37 AND W38)
       - Sag rods (RSG,...) see W6 and cross section
       - Tie straps (HC 250) see W7 chapter
11. Field cut and adapt girts and panels shown in overlap with an accessory element

Byggingafulltrúi Hafnarfjarðar
Afgreitt þann
15 APR. 2002
VG

This design is Astron property, copying and manufacturing components according to these drawings or calculations is illegal.

DET:

ÍSHELLA 10

4x	07/06/01	Stalex EHF.
		TRANSMITTALS

PROJ: VELSMIDJA 2 - ICELAND B/D: STALEX EHF.

BUILDING: AL -18.7% SPAN:12.850m EH:10.219m L:11.31m ALT:

LOADS: LL/WL/AddL : 100/165/30 (DaN/m2) CRANE:

NORMS: PRIM. DIN SEC. AISI MENBR - 09h00

103228

CS-1

ASTRON

CS-LAYOUT + ERRECTION SCETCH

REV. A.
REV. B.
REV. C.

DATE: 06/06/01
ENG.: P.FAUTSCH
DRAF: T.BRUECGEMANN

COMMERCIAL INTERTECH S.A. - P.O.Box152 - L-9202 DIEKIRCH-LUXEMBOURG - tel:(352)802911