CONNECTION	BOLT	QTY
A21-1	BSKG4085	2.4 - 6.2
A31-1	BSKG4085	2.2 - 2.2
A42-1	BSKG4085	2.2 - 2.2
A612-1	BSKG2075	2.2 - 2.2
A612-2	BSKG2075	2.2 - 2.2
A613-2	BSKG2075	2.2 - 2.0

BSK = DIN 6914 / 24086 = M 24 x 85

BOLTS PRESTRESS ACCORDING TO PLAN
MoS_2 LUBRICATE !
M20 : 450 Nm
M24 : 800 Nm

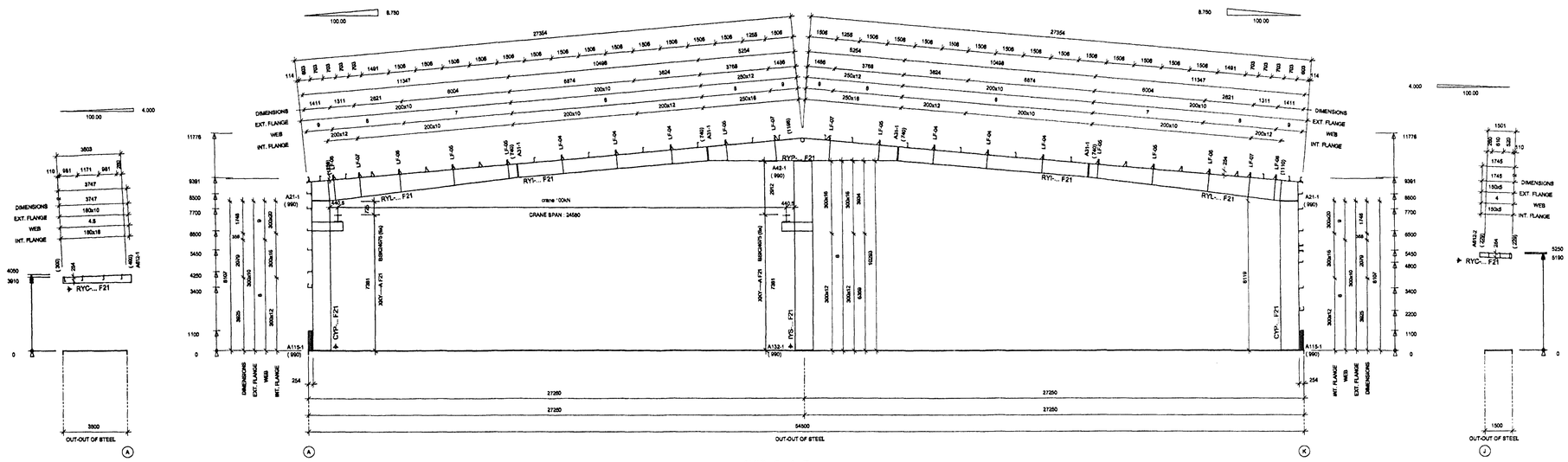

AXIS : 3 - 4 , 7
(SCALE:1/100)

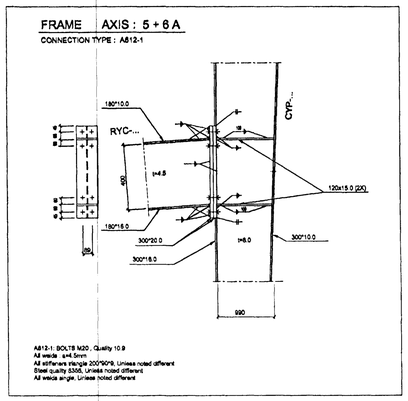

A612-1: BOLTS M20 , Quality 10.9
All welds : a=4.5mm
All stiffeners triangle 200*90*9, Unless noted different
Steel quality S355, Unless noted different
All welds single, Unless noted different

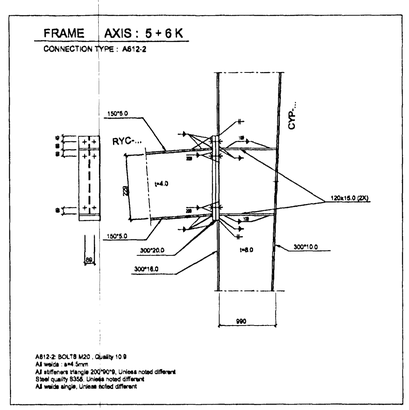

A612-2: BOLTS M20 , Quality 10.9
All welds : a=4.5mm
All stiffeners triangle 200*90*9, Unless noted different
Steel quality S355, Unless noted different
All welds single, Unless noted different

CONNECTION	BOLT	QTY
A21-1	BSKG4085	2.4 - 6.2
A31-1	BSKG4085	2.2 - 2.2
A42-1	BSKG4085	2.2 - 2.2
A612-1	BSKG2075	2.2 - 2.2
A612-2	BSKG2075	2.2 - 2.0

BSK = DIN 6914 / 24086 = M 24 x 85

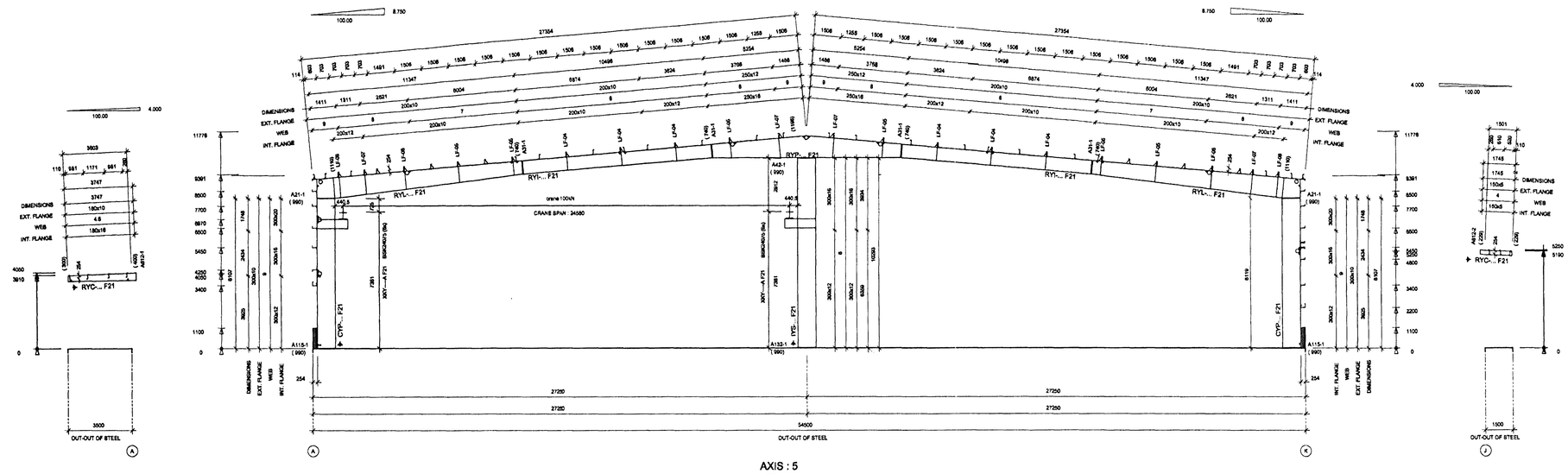

AXIS : 5
(SCALE:1/100)

HÚS OG RÁÐGJÖF ehf.
ARKITEKTÚR- OG VERKFRÆÐISTOFA
Kt. 510393-2529 - Vsk.37600
Skúlagötu 63 - 105 Reykjavík
Sími 562-2420 - Fax 562-2430

STD PROFILES DESCRIPTION LIST	NSTD PROFILES DESCRIPTION LIST
LF- : FLANGE BRACING 50*50*3.2	

TECHNICAL NOTES

1. Drawings to read in conjunction with ASTRON technical manual
2. All measures in millimetere
3. * = Field adapted
4. Design of foundations by local engineer
5. Applicable column reactions see chart "Foundation Reactions"
6. Purlin spacings are roundad to mm and cannot be added
7. Flange bracings installation per standard detail W1 chapter
8. Field locate roof openings and accessories
9. Compensation of panel tolerance currently during installation
10. Unless noted differently :
    1) Purlin diaphragms = At peak (see W316, W326, W327)
       - Double purlins (see W311, W321)
    2) Wind bracing details: see chapter W2
    3) Roof stabilisation if necessary :
       - Purlin spacers (HSA, HSB, HSC, HSD, SEE W37 AND W38)
       - Sag rods (RSG....) see W6 and cross section
       - Tie straps (HC 250) see W7 chapter
11. Field cut and adapt girts and panels shown in overlap with an accessory element

Samþykkt þann 10 JAN. 2002
Byggingafulltrúinn í Hafnarfirði
F.h. Sigurbjartur Halldórsson

This design is Astron property, copying and manufacturing components according to these drawings or calculations is illegal.

Móhella 1, Hafnarfirði.

DET: A115 A132 A21 A31 A42 A612 W111 W112

2x*	23.07.01	Stakes + erection crew
2x	23.07.01	Stakes

TRANSMITTALS

PROJ.: TÆKNIÁTÆKNI -B- HAFNAFJÖRÐUR S/O: Stakes
BUILDING: AZM1 8.8% SPAN54.500m EH9.36Hn L58.41m ALT:
LOADS: LLWL/ALS : 1001/76 (DAN/m2) CRANE: 100KN
NORMS: PRIM. IST SEC. DK MEMLJ - 13/06

103462
CS-3 A

AXIS 3 - 7

DATE: 19/07/01
ENG.: P. Fautsch
DRAF.: R. Ludgen

ASTRON

REV. A: Bolts tørkgt; details changed 13.08.2001 R.L.
REV. B.
REV. C.

COMMERCIAL INTERTECH S.A. - P.O.Box152 - L-9202 DIEKIRCH-LUXEMBOURG - tel:352/802911