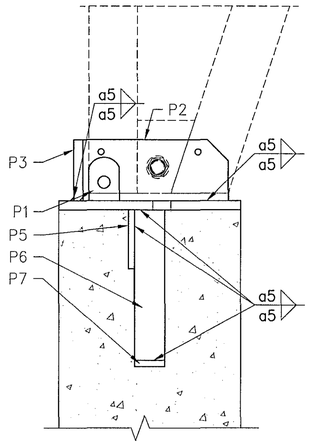


a SNIÐ
– 1:5

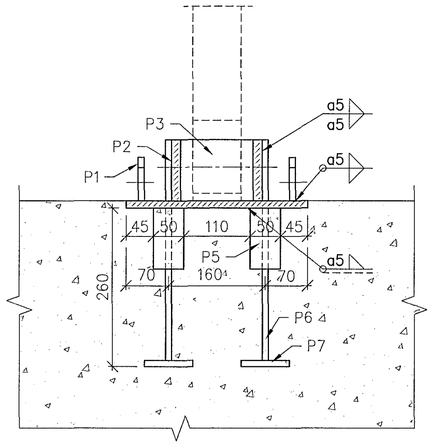


b SNIÐ
– 1:5

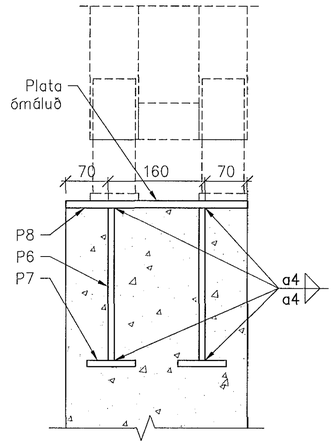


c SNIÐ
– 1:5

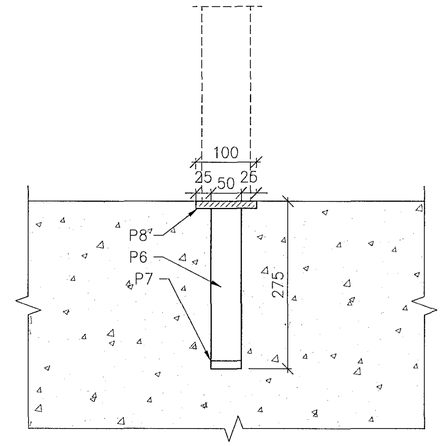


d SNIÐ
– 1:5

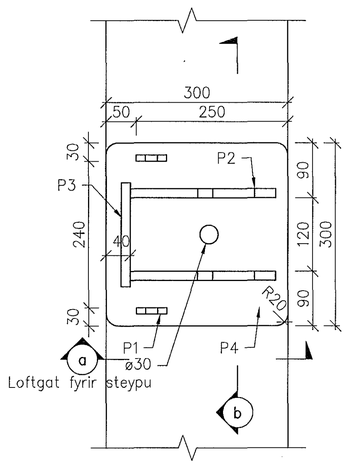


F1 INNSTEYPT FESTING
004 1:5 18+17 = 35 stk.

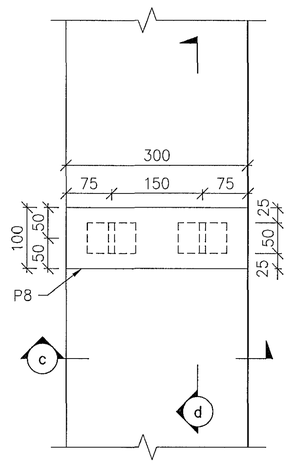


F2 INNSTEYPT FESTING
004 1:5 2x7 = 14 stk.

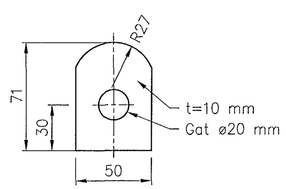


P1 PLATA NR. 1
– 1:2

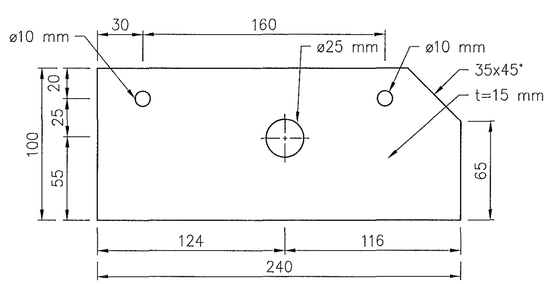


P2 PLATA NR. 2
– 1:2

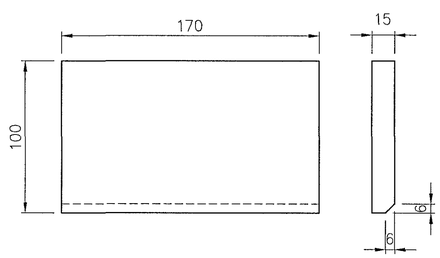


P3 PLATA NR. 3
– 1:2

| INNSTEYPTAR FESTINGAR | | |
|---|---|---|
| Gerð | Stærð | Fjöldi |
| P1 | 71x50x10 | 70 |
| P2 | 100x240x15 | 70 |
| P3 | 100x170x15 | 35 |
| P4 | 300x300x15 | 35 |
| P5 | 50x100x10 | 70 |
| P6 | 50x250x10 | 98 |
| P7 | 50x80x10 | 98 |
| P8 | 100x300x15 | 14 |

Samþykkt þann
25. nóv. 2014
Byggingarfulltrúinn í Hafnarfirði
F.h. Hrólfur S. Gunnlaugsson

UNDIRRITUN HÖNNUNARSTJÓRA

SKÝRINGAR:

Allt stál skal vera S355 J2G3.

Festing nr. 1 skal galvanhúðan ofan steypu.

BATTERÍIÐ | ARKITEKTAR

VERKÍS

www.verkis.is - sími: +354 422 8000

SAMÞYKKT: Kt. 090954-2459

| ÚTG | DAGS | SKÝRINGAR | TEIK | HANN | RÝNT | SAMÞ |
|---|---|---|---|---|---|---|
| A | 2014-11-04 | Verkteikning | ES | JNI | ÁKG | GA |

KAPLAKRIKI-DVERGURINN
ÍÞRÓTTAHÚS
Sérmyndir
Innsteyptar festingar

VERKFANG 06127 TEIKNING C50.005 A

Frumstærð blaðs A1

V:\06\06127\teikn\+C\C50.005.dwg

© Öll afnot og afritun teikningar, að hluta eða í heild er háð skriflegu leyfi höfunda