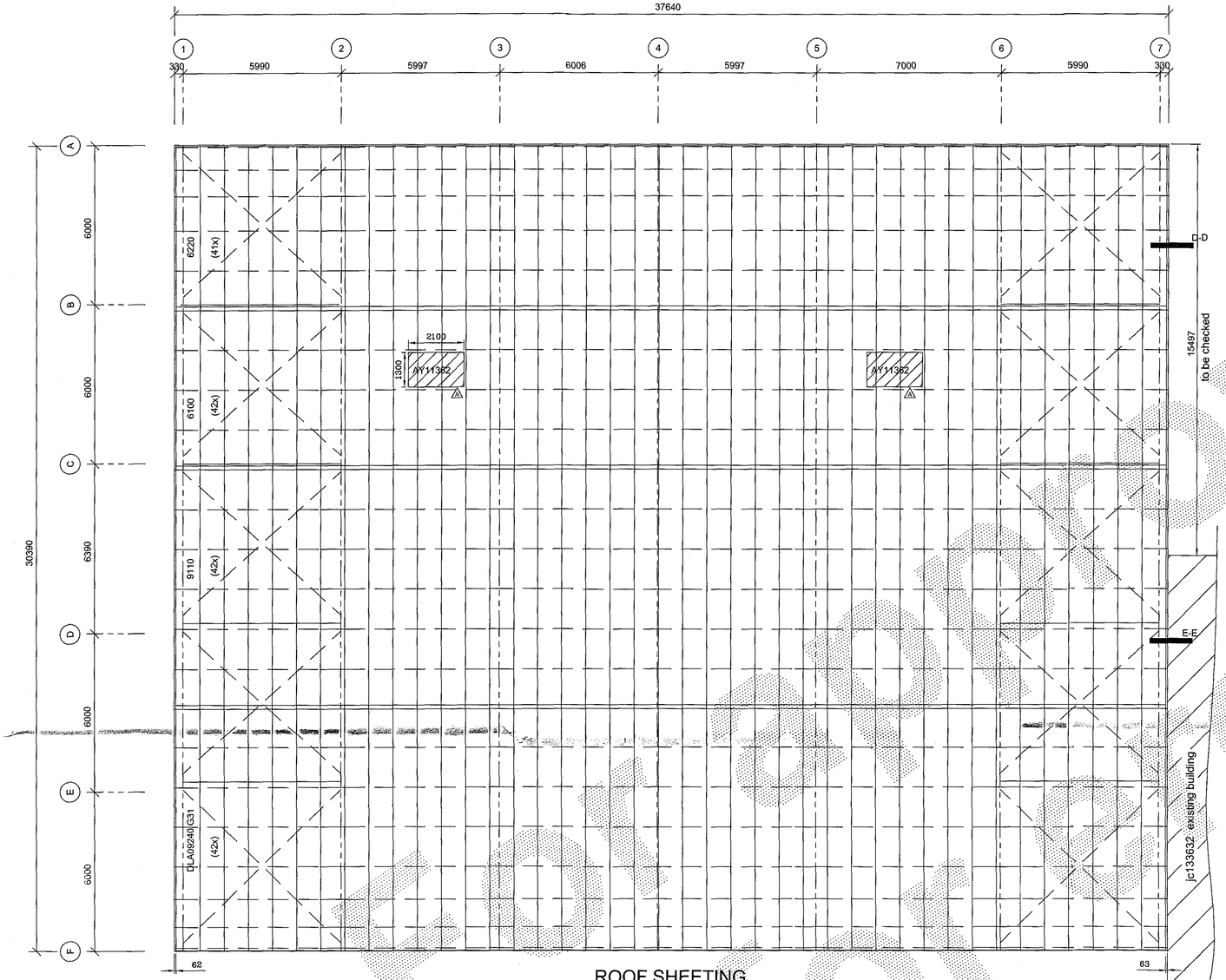

ROOF SHEETING
SELF-DRILLING FASTENERS

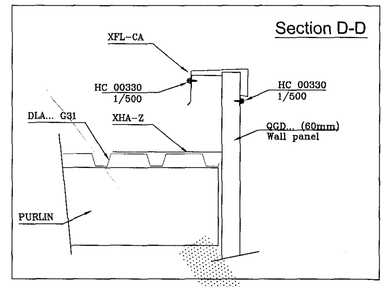

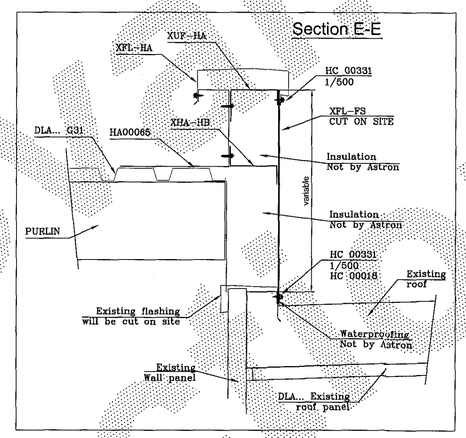

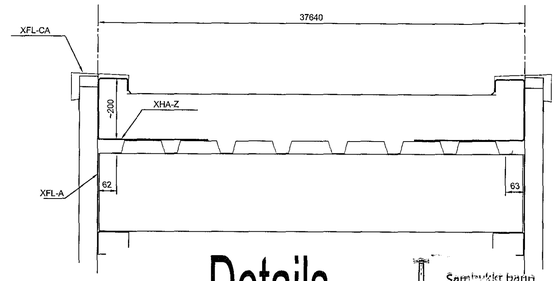

Details

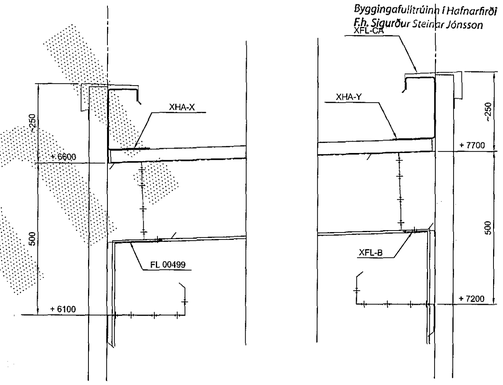

Samþykkt þann
17 NOV 2015
Byggingafulltrúinn í Hafnarfirði
F.h. Sigurður Steinar Jónsson

Roof Openings

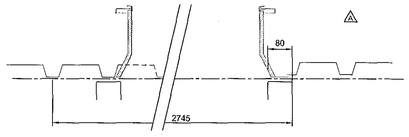

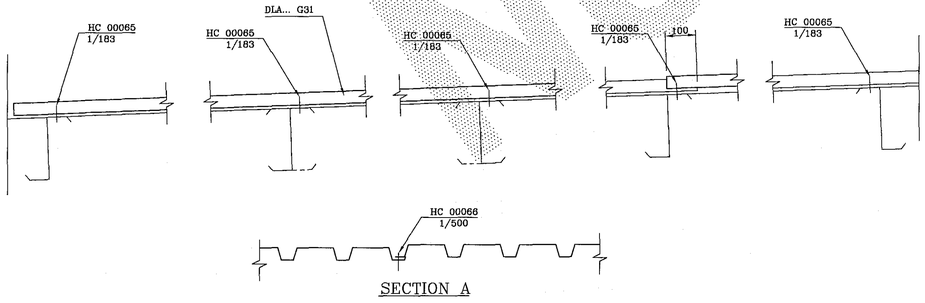

SECTION A

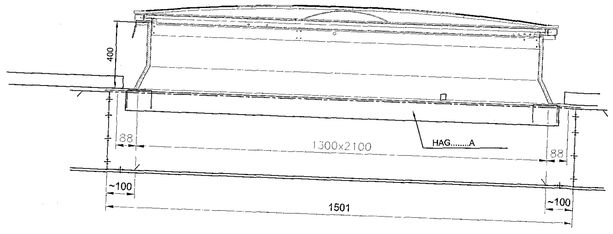

TECHNICAL NOTES

General

1. Drawings must be read in conjunction with Lindab Buildings Technical M
2. Building components must be erected in accordance with erection information supplied by Lindab Buildings and all applicable local codes and standards.
3. All measurements are in millimetres
4. * = Field adapted
5. # = Typical detail - Unless noted different
6. Purlin spacings are rounded to mm and cannot be added

Foundations and Anchor Bolts

1. Foundations must be designed by a qualified foundation engineer (more details on AB-layout)
2. Applicable columns reactions see chart "Foundation Reactions"

Primary and Secondary Structural Framing

1. Flange bracing installation as per technical manual (TM) standard detail W1 .. chapter
2. Unless noted different:
   1) Purlin diaphragms - at peak (see TM W316, W326, W327)
      - Double purlins (see TM W311, W321)
   2) Wind bracing details, see TM chapter W2..
   3) Roof stabilization if necessary:
      - Purlins spacers (HS... see TM details W37. and W 38.)
      - Sag rods (RSG-) see TM W ... and cross-section.
      - Tie straps (HC 00250) see TM W7.. chapter.

Panels and Accessories

1. Field locate roof openings and accessories
2. Field cut and adapt girts and panels shown in overlap with an accessory element
3. Compensation of panel tolerance currently during installation

26.10.2015
HÚS OG RÁÐGJÖF ehf.
ARKITEKTÚR - OG VERKFRÆÐISTOFA
Kt. 510393-2528 • Vsk.-nr.70600
Ármúla 17 - 104 Reykjavík
Sími 562-2420 • Fax 562-2430
Helgi G. Samúelsson

This design is the property of Lindab Buildings, a member of the Lindab Group.
Copying and manufacturing components according to these drawings or calculations is illegal.

590462-2278
Jóhann Jóhannsson
220350/2189.

DET: 7T18_T01/001 7T18_T01/002

1x	08.10.2015	HEGAS (e-mail)
1x	02.10.2015	HEGAS (e-mail)
		TRANSMITTALS

PROJ: Selheila 9 - 220 Hafnarfjordur - Iceland B/D: HEGAS

BUILDING: AL 3.6% SPAN:30.390m EH:6.600m L:37.64m ALT: 14m

LOADS: LL / WL / AddL : 1.26 / 1.80 / 0.45 (kN/m2) Seismic : ag =0.2g

Importance class of building: EXC2

NORMS: PRIM. EC3 SEC. EC3

170805

RF-2 A

ASTRON

ROOF SHEETING Þak klæðning

(SCALE:1/100)

DATE: 29/09/15
ENG.: W.Allmann
DRAF: Kanal Zoltan

REV. A.: Added two openings and updated the details 07.10.2015. Z.K.
REV. B.
REV. C.

LINDAB BUILDINGS S.A. - P.O.Box152 - L-9202 DIEKIRCH-LUXEMBOURG - Tel:+352 80 29 11 - Fax:+352 80 34 66