Samþykkt þann
17 NOV 2015
Byggingafulltrúinn í Hafnarfirði
F.h. Sigurður Steinar Jónsson

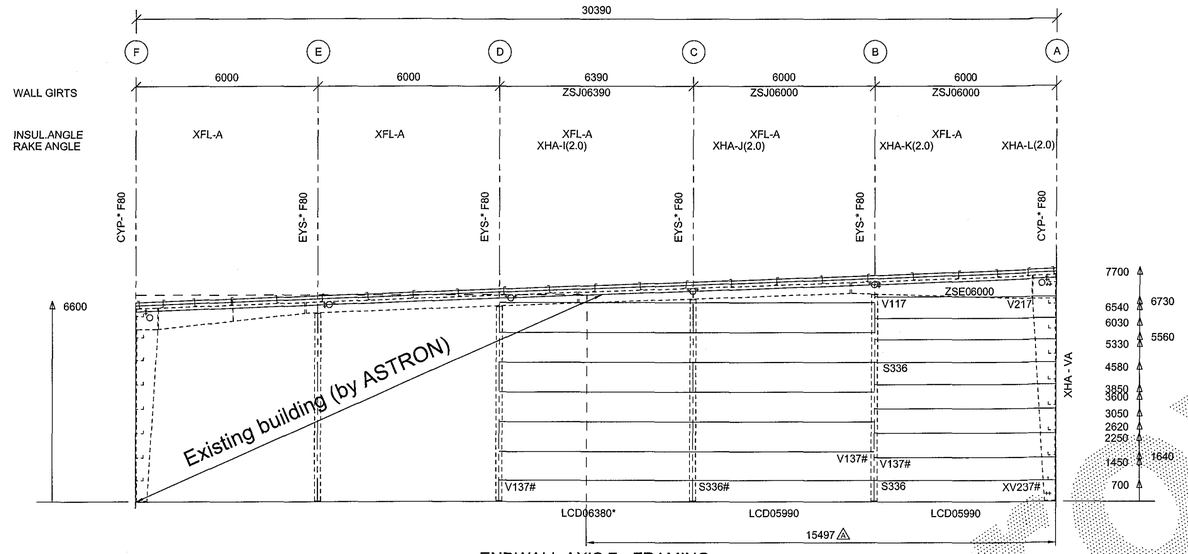


ENDWALL AXIS 7 - FRAMING

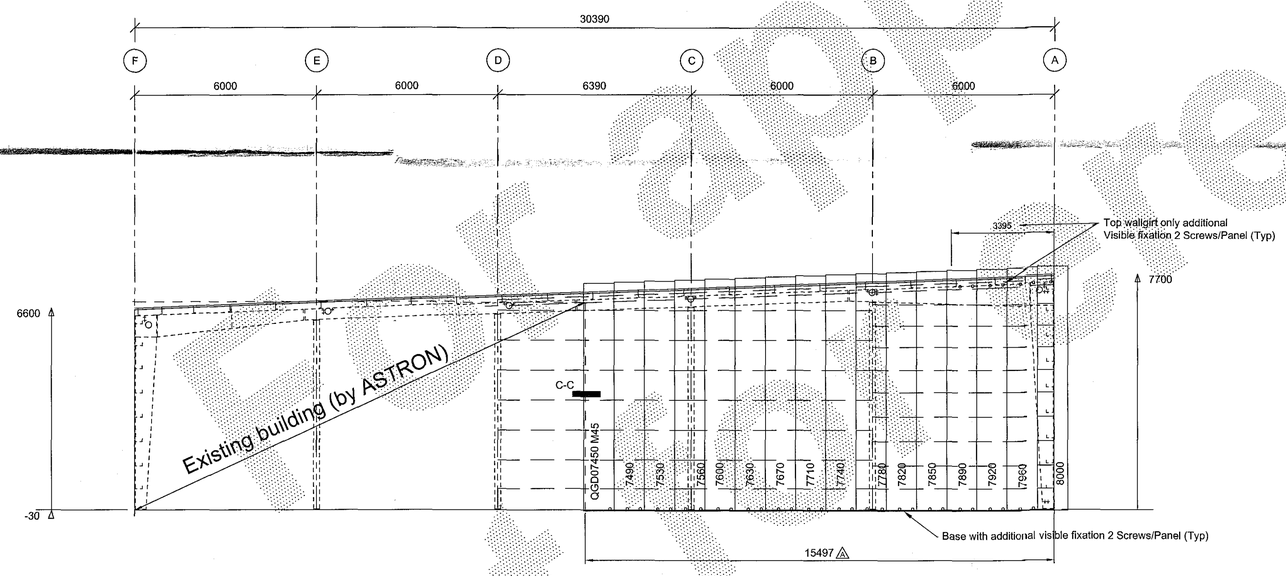


ENDWALL AXIS 7 - SHEETING

Panels in B3 BOM

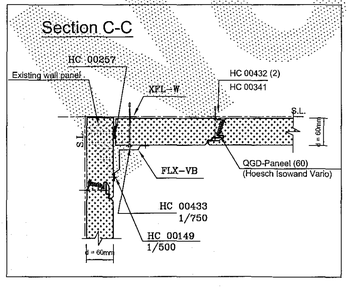


| STD PROFILES DESCRIPTION LIST | NSTD PROFILES DESCRIPTION LIST |
|---|---|
| LCB : ANGLE 50*50*2.0<br>LCD : NOT DEFINED<br>ZSE : ZEE SIMPLE SPAN 203*2.67<br>ZSJ : ZEE SIMPLE SPAN 254*2.3 | EYS : ENDWALL COLUMN<br>XHA : RAKE ANGLE |

TECHNICAL NOTES

General

1. Drawings must be read in conjunction with Lindab Buildings Technical M
2. Building components must be erected in accordance with erection information supplied by Lindab Buildings and all applicable local codes and standards.
3. All measurements are in millimetres
4. * = Field adapted
5. # = Typical detail - Unless noted different
6. Purlin spacings are rounded to mm and cannot be added

Foundations and Anchor Bolts

1. Foundations must be designed by a qualified foundation engineer (more details on AB-layout)
2. Applicable columns reactions see chart "Foundation Reactions"

Primary and Secondary Structural Framing

1. Flange bracing installation as per technical manual (TM) standard detail W1 ... chapter
2. Unless noted different:
   1) Purlin diaphragms - at peak (see TM W316, W326, W327)
      - Double purlins (see TM W311, W321)
   2) Wind bracing details, see TM chapter W2..
   3) Roof stabilization if necessary:
      - Purlins spacers (HS... see TM details W37. and W 38.)
      - Sag rods (RSG-) see TM W ... and cross-section.
      - Tie straps (HC 00250) see TM W7.. chapter.

Panels and Accessories

1. Field locate roof openings and accessories
2. Field cut and adapt girts and panels shown in overlap with an accessory element
3. Compensation of panel tolerance currently during installation

26.10.2015
RÁÐGJÖF ehf.
Dugguvogur 12, 104 Reykjavík
Sími: 568 7220 • Fax 568 2480
Ylfa G. Bjarnadóttir

090462-2279

This design is the property of Lindab Buildings, a member of the Lindab Group.
Copying and manufacturing components according to these drawings or calculations is illegal.

220858-2187.

DET: 2T12 A22 S336 S913 S914 S915 S956 S957 S958 S959 S981 S982 S983 S984 V137 V117 V217

| | | |
|---|---|---|
| 1x | 08.10.2015 | HEGAS (e-mail) |
| 1x | 02.10.2015 | HEGAS (e-mail) |

TRANSMITTALS

PROJ: Selhella 9 - 220 Hafnarfjordur - Iceland B/D: HEGAS
BUILDING: AL -3.6% SPAN:30.390m EH:6.600m L:37.64m ALT: 14m
LOADS: LL / WL / AddL : 1.26 / 1.80 / 0.45 (kN/m2) Seismic : ag =0.2g
Importance class of building: EXC2
NORMS: PRIM. EC3 SEC. EC3

170805
EW-2 A

ASTRON

ENDWALL AXIS 7 Enelevessiw As 7
(SCALE:1/100)

DATE: 29/09/15
ENG.: W.Altmann
DRAF: Kanal Zoltan

REV. A.: Decrease the length of the panel 07.10.2015. Z.K.
REV. B.
REV. C.

LINDAB BUILDINGS S.A. - P.O.Box152 - L-9202 DIEKIRCH-LUXEMBOURG - Tel:+352 80 29 11 - Fax:+352 80 34 66

Approval for construction!