SÖKKULBOLTAR PLAN

Kvarði: 1:50

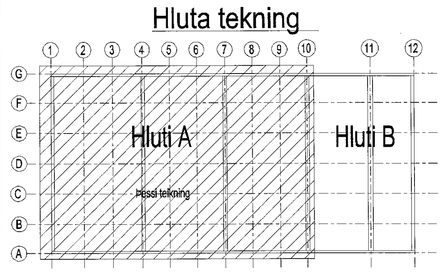

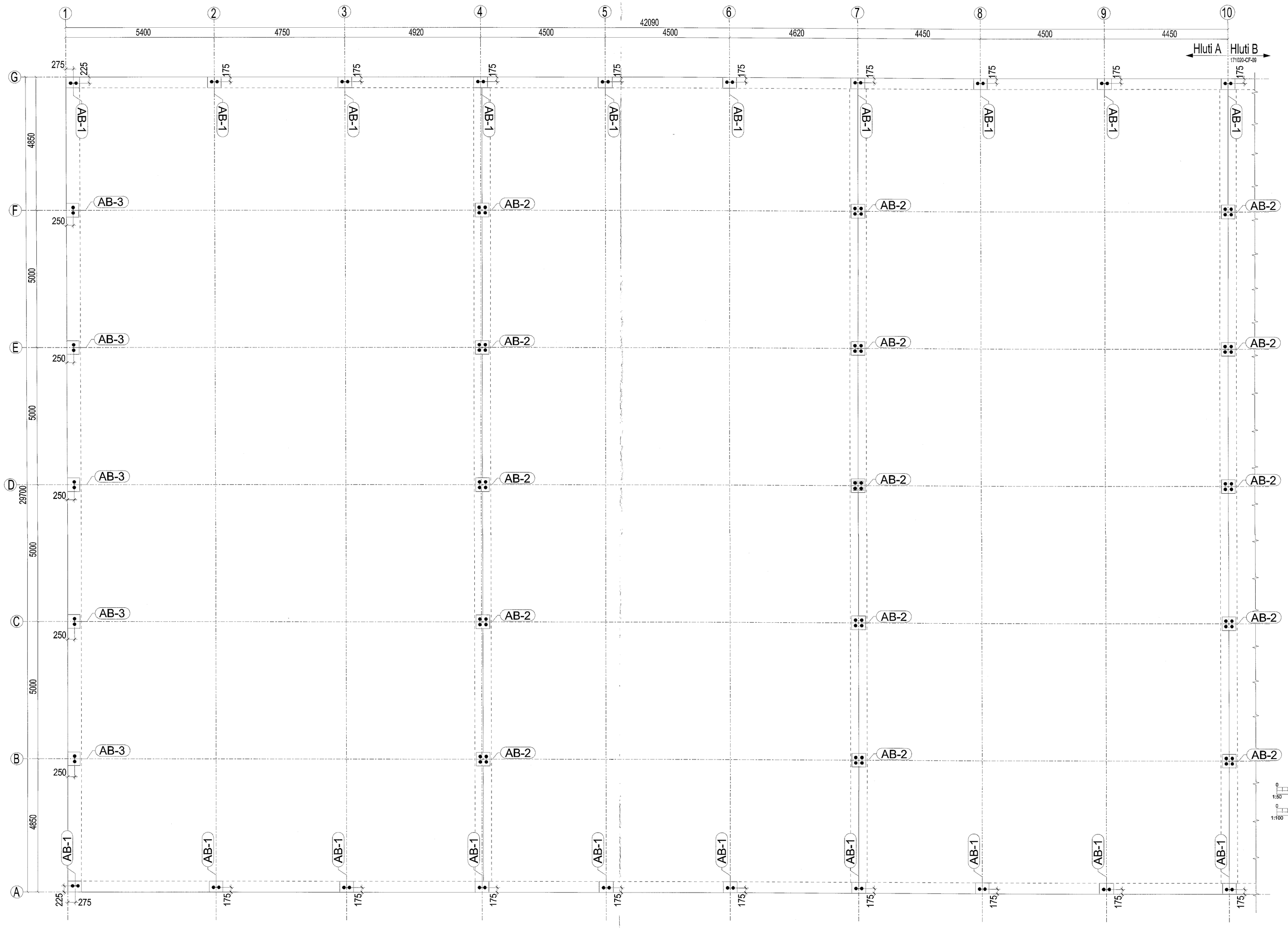



1. ÞESTI TEKNING ER EKKI I KVARÐA
2. ÖLL MAL ERU I [mm]
3. ÖLL MÁL Á SÖKKULBOTUM ERU GEFIN I MIÐJU Á BOLTASTELLI.
4. AFSTAÐA BOLTA ER TEKIN FRAM MEÐ AFSTÖÐU MERKJUM
5. GERÐ SÖKKULBOLTARS ER 8.8. SÖKKULBOLTAR ERU HEILSNITTAÐIR.
6. GERÐ Á SKINNUM ER S235JR.
7. LÁMARKS DYPT SÖKKULBOLTA Í STEYPU:500mm (B-1), 960mm (B-2)

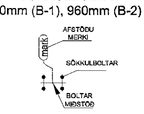

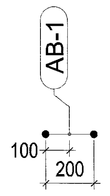

Deili of: AB-1

FJÖLDI: **20**
GERÐ BOLTAR: **B-1**
SKINNUR: **TPL-1**

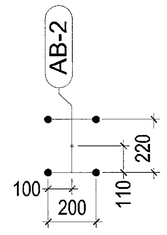

Deili of: AB-2

FJÖLDI: **15**
GERÐ BOLTAR: **B-1**
SKINNUR: **TPL-2**

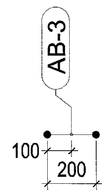

Deili of: AB-3

FJÖLDI: **5**
GERÐ BOLTAR: **B-2**
SKINNUR: **TPL-3**

SÖKKULBOLTAR DEILIS

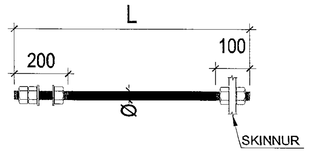

SÖKKUL-BOLTAR	FJ.	Ø	L	GERÐ	ATH.
B-1	100	Ø36	1000	8.8	R.
B-2	10	Ø42	1250	8.8	R.

SÖKKULBOLTAR INNSTEYPTIR

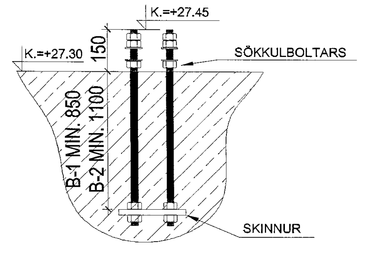

SKINNUR

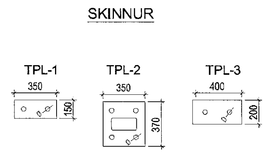

SKINNUR	FJ.	Ø	W	H	ÞIKT.
TPL-1	20	Ø39	350	150	15
TPL-2	15	Ø39	350	370	15
TPL-3	5	Ø45	400	200	20

Breyting	Dags	Lýsing	Teiknað
01	7-05-2019	Realize for approval	DD

Fyrirtæki: Suðulist ylir. Lónsbraut 2, IS-220 Hafnarfjörður Ísland

Verkefni: Einhella 4, IsoTech ehf. Einhella 4, Hafnarfjörður , Ísland

Nafn teikningar: SÖKKULBOLTAR PLAN - HLUTI A GRUNNMYND SNIÐ SÉRMYNDIR

Teiknað: Dominik Dziaszko

Aðalhönnuður: Sigurbjartur Halldórsson, id.230656-3479 Byggingaverkfræðingur, Lónsbraut 38, 110 Reykjavík Sími: 7752233, Netfang: Sigurbjartur.Halldorsson@ryhjarfjor.is

mkv.	Breyting	Teikning nr.	Stærð
1:100 1:50	01	171020-AB-01	A0