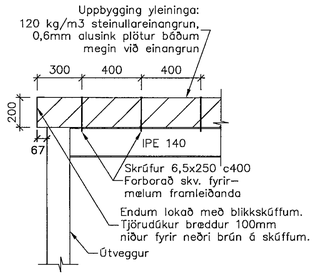

SÉRMYND–YLEININGAR
1:20

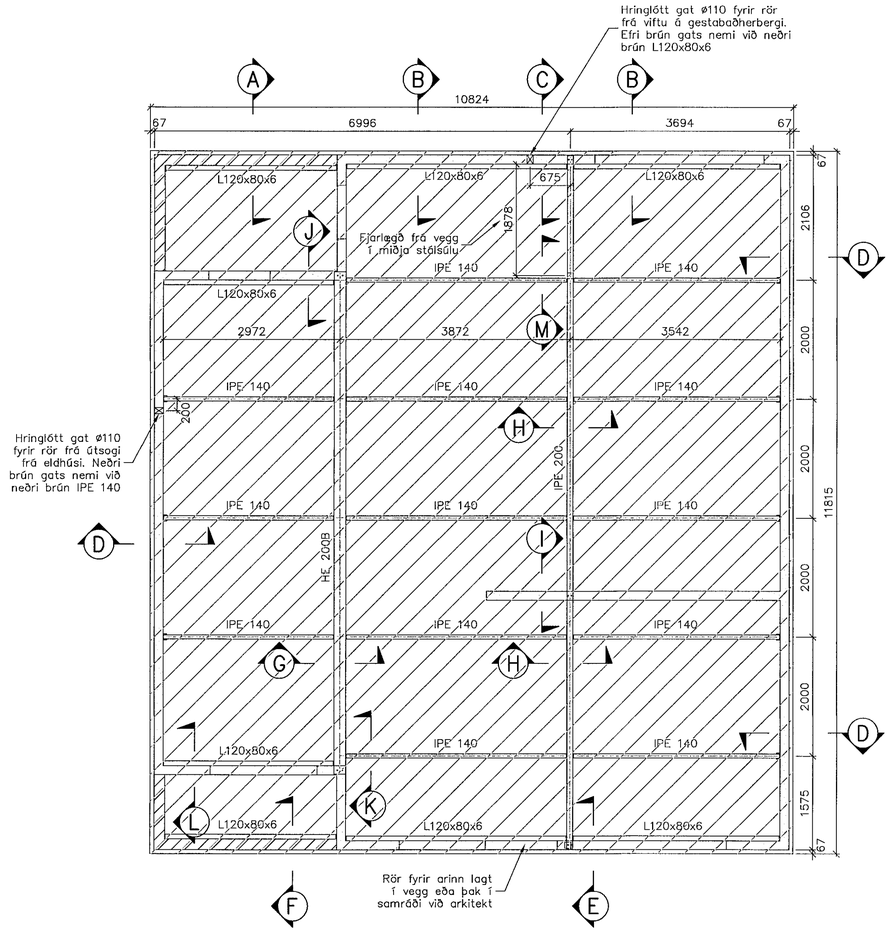

GR GRUNNMYND
1:50

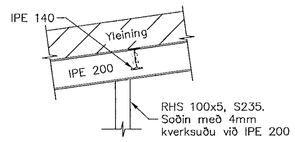

M SNIÐ
1:20

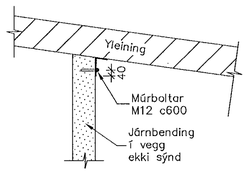

L SNIÐ
1:20

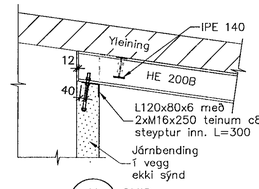

K SNIÐ
1:20

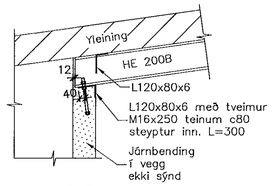

J SNIÐ
1:20

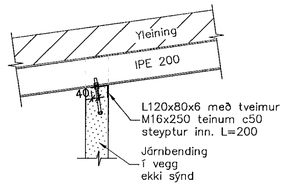

I SNIÐ
1:20

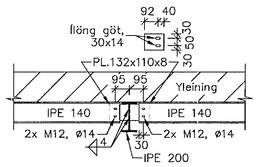

H SNIÐ
1:20

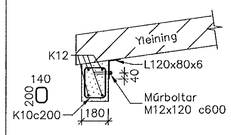

A SNIÐ
1:20

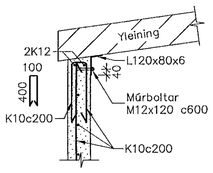

B SNIÐ
1:20

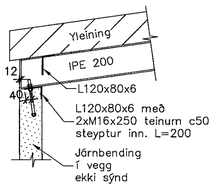

C SNIÐ
1:20

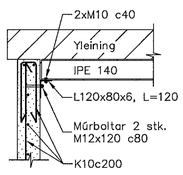

D SNIÐ
1:20

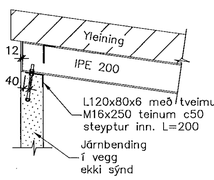

E SNIÐ
1:20

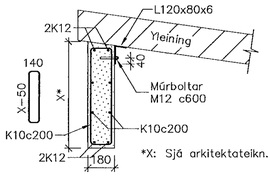

F SNIÐ
1:20

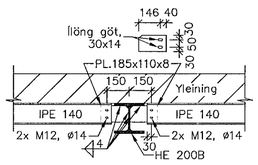

G SNIÐ
1:20

1:50 0 1000 5000mm

1:20 0 1000 2000mm

Samþykkt þann 02 júlí 2020
Byggingafulltrúinn í Hafnarfirði

AÐALHÖNNUÐUR:

Skýringar:

Berandi yleiningar

Útveggi skal steypa í flútti við efri brún stálbita, sem er öll í sama plani. Þó skal gera ráð fyrir nokkurra millimetra bili milli steypu og yleininga fyrir þéttiefni. Þykkt bils skal ákveða í samráði við einingaframleiðanda.

Samsoðnum L120x80x6 stálvinklum í kverk milli yleininga og útveggja, sem sýndir eru á sniðum með hvössum eða gleiðum hornum, má skipta út fyrir 45x145 timburbita sem heflaðir eru í samræmi við þakhalla. Múrboltar skulu þá vera M12x160 c600 í stað M12x120 c600.

Sjá einnig almennar skýringar, teikning C50–109.

VERKÍS

www.verkis.is - sími: +354 422 8000

SAMÞYKKT: Guðmundur Ámundason 090954-2459
Kt. 090954-2459

A 2020-06-08	VINNUTEIKNING	ÁKG ÁKG	ÞEL GÁM
ÚTG DAGS	SKÝRINGAR	TEIK	HANN RÝNT SAMÞ

MALARSKARÐ 6, HAFNARFIRÐI
Einbýlishús
Burðarvirki
Veggir efri hæðar og og þakvirki
Grunnmynd og snið

VERKFANG | TEIKNING | C50-103 A

© Öll afnot og afritun teikningar, að hluta eða í heild er háð skriflegu leyfi höfunda