GENERAL NOTES

Elevations are in metres in Hafnarfjordur elevation system.

0.00 Stands for elevation 0,00 m on sections.

0.00 Stands for elevation 0,00 m on plans.

All dimensions shown are either metres or millimetres.

(200) Indicates thickness of wall or slab 200 mm.

Detail no. 12

12 / 105

Indicates location of section

Shown on drw.no. 105 within same drawing type

Indicates a construction joint

Revision no X shown on drawing:

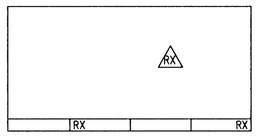

GENERAL NOTES FOR CONCRETE

Concrete production.: See specification.

Concrete quality will be specified on relevant drawing.

Drawings will show where special concrete finishes are required.

Compressive strength will by determined by testing standard 150x300 mm cylinders in accordance with EN 206-1.

Test cylinders shall be made and cured in accordance with EN 206-1.

The concrete type prescribed for each structural component will be expressed in the form:

Cbb/cc: XEi-D

Where bb is the specified cylinder strenght in MPa (EN 206-1)
cc is the specified cubic strength in MPa (EN 206-1)
XEi is the exposure class
D is the normal maximum aggregates sizes in mm, see standard technical specification.
Ready mix concrete:

Example: C30/37: XF3-25

GENERAL NOTES FOR REINFORCEMENT

Reinforcing steel bars shall be of the following quality:
B500NC conforming to ÍST NS 3576-3, marked as S.

——— Ribbed bar located in far face of a wall, or bottom face of a slab.

- - - - - Ribbed bar located in near face of a wall, or top face of a slab.

aS20c200-6000 Bars d = 20 mm, a = quantity, length 6000 mm spacing 200 mm over the distance marked.

aNr.yc200 Stirrups Nr.y = bars number in schedule, a = quantity, spacing 200 mm.
Example: 4Nr.8-S10, quantity of 4 bars d = 10 mm, number 8 in bars schedule.

Bar bent anchorage length into adjoining wall, slab or beam.

(200) Indicates thickness of construction element and direction of other bars in far face or nearer bars in near face.

Concrete cover for reinforcement bars:

Bottom, sides and top surface of foundations	50 mm
Bottom of slab on grade	50 mm
Other outside surfaces	45 mm

REINFORCEMENT STIRRUPS

For $d_b \leq 16$ mm, D=4 x d_b or diameter of enclosed bar
For $d_b > 16$ mm, D=7 x d_b

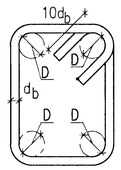

REINFORCEMENT BENDING

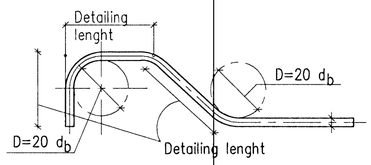

REINFORCEMENT AROUND OPENINGS

(if not shown otherwise)

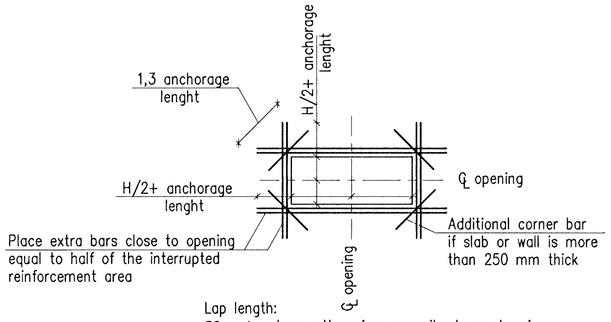

Lap length:
50 x d_b unless otherwise prescibed on drawings.

GENERAL NOTES FOR STRUCTURAL STEEL

MATERIAL SPECIFICATIONS

Unless otherwise specified on the drawings:
Bolts, nuts and washers shall be of type 8.8 according to ÍST EN ISO 4014, ÍST EN ISO 4032, ÍST EN ISO 7089 and ÍST EN ISO 898-1, hot dip galvanized.

Structural steel: S235JR according to ÍST EN 10025.

WELDING

Welding quality: Level C according to ÍST EN ISO 5817.
Weld consumables: Combatible with base material and conforming to ÍST EN 440.

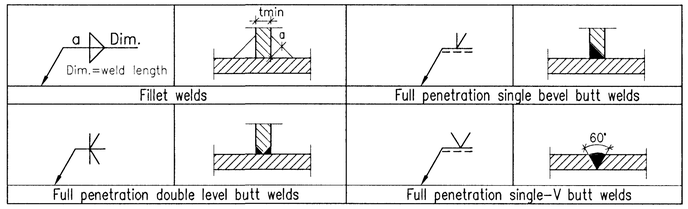

All unmarked butt welds shall be full penetration weld.
All unmarket fillet welds shall be a=0,7 x t_{min} (thinner welding element) with a_{min} = 4 mm.

Samþykkt þann
05. júlí 2012
Byggingafulltrúinn í Hafnarfirði
F.h. Hrólfur S. Gunnlaugsson

Nicki Indriðason
Kt. 181144-3949 NI

Skýringar:
Legend:

Útg. nr Rev no	Lýsing Description	Dagsetning Date	Han/Tkn Des/Drw	Yfirf Chd	Notk heim Suppl Ref	Notk heim ISAL Ref
3	Issued for construction	2011.10.12	ÞEL	NI	PG	

This drawing is the property of Rio Tinto Alcan Iceland Ltd. and handed out for personal use only It may neither be copied nor made available to others without permission of Rio Tinto Alcan Iceland Ltd. The receiver is liable for any misuse.

Stærð / Format: A1 Mkv.: / Scale:
Dimensions without tolerances according to ISO 2768-1 medium.

HRV ENGINEERING

Dagsetning / Date: 2011.09.15
Hannað / Designed: ÞEL
Teikn / Drawn: ÞEL
Verktaki / Supplier: HRV
Teikn.nr.verktaka / Supplier drw.no.: IPU-431-CA-017-101
Samþykkt / Approved: NI
Yfirf / Chkd: NI
Hluti af: / Part of:

IPU-430 GAS TREATMENT
GTC2A
GENERAL NOTES
Teg.teikningar / Dwg. type: CONCRETE WORK

Rio Tinto Alcan
ISAL Alcan Iceland Ltd Straumsvík IS-222 Hafnarfjordur Iceland

ISAL Yfirfarið og skráð, dags / ISAL Checked, date
ISAL Samþykkt, dags / ISAL Approval, date

Flokkur nr.: Blað nr.: Næsta bl.nr.:
Kostn.nr.-Ocno. / BGn.nr.-Eq.no
AKS
Teikn.nr. ISAL /Drw.no. of ISAL
Breyt./Rev. C

C:\IDP\04 IPU\400 Reduction\430 Gas Treatment\Drawings\Civil\IPU-431-CA-017-101.dwg