Format A1 (841x594 mm) is 20 mm outside of this frame

Samþykkt þann
19 JAN 2011
Byggingarfulltrúinn í Hafnarfirði
F.h. Hrólfur S. Gunnlaugsson

Nich Indriðason
NI

STEP 1, ROOF PLAN 1:200

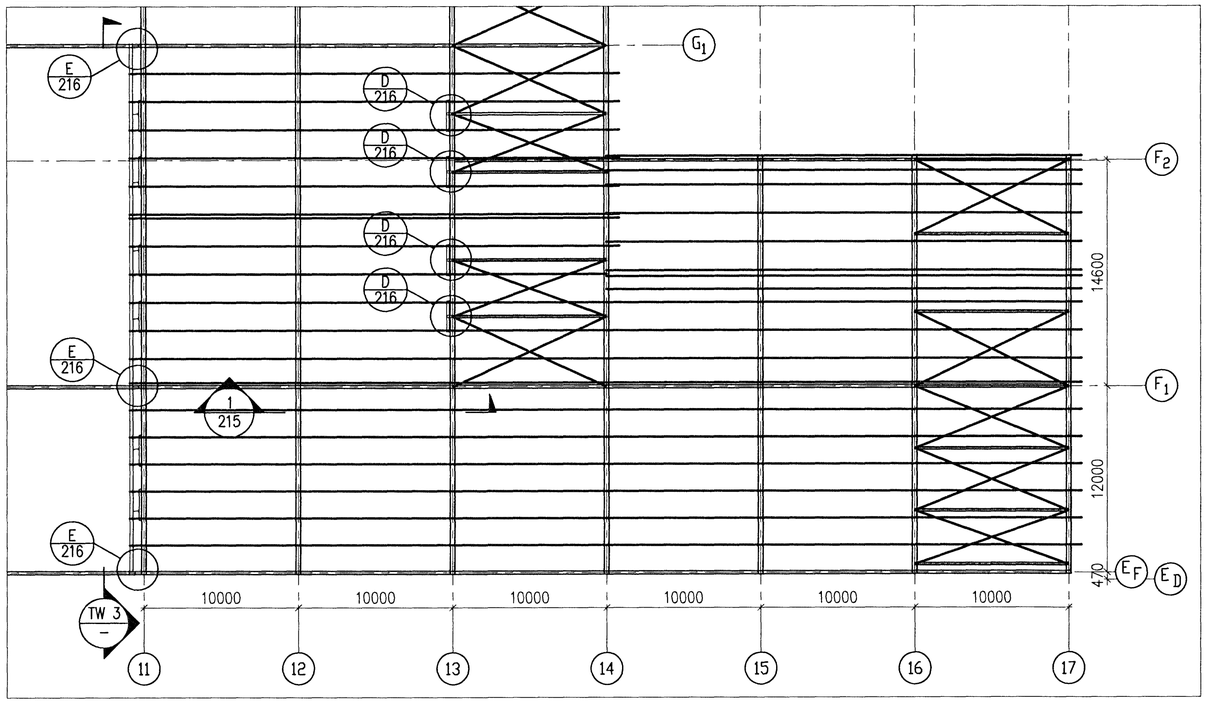

TW 3 / 211 SIDE VIEW 1:100
TEMPORARY WALL IN LINE 11

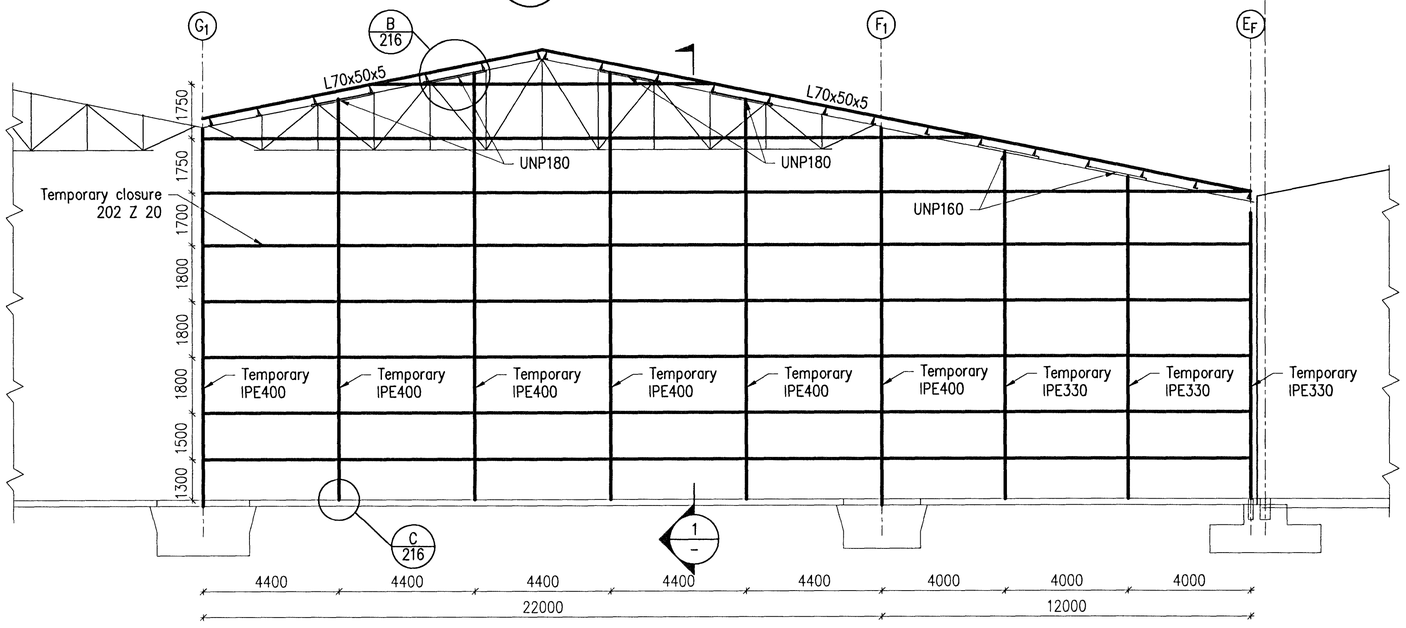

1 / – SECTION 1:20

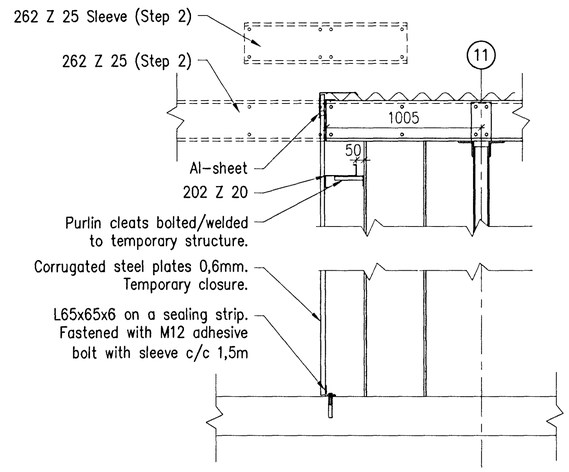

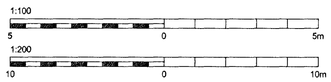

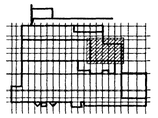

ICC Casthouse Keyplan - Scale. 1:5000

Skýringar:
Explanations:

HOME International

HRV ENGINEERING

Breyt. Rev.	Breyting Revision	Dags. Date	Samþ. Approved	Notk. heimil. Released
2	Issue for construction	10.11.24	Kgs	

Tilv.teikningar nr. ISAL
Ref.drawing no. of ISAL

Samsetn.teikningar nr. ISAL
Assembly drawing no. of ISAL

This drawing is the property of the Rio Tinto Alcan Iceland Ltd. and handed out for personal use only. It may neither be copied nor made available to others without permission of the Rio Tinto Alcan Iceland Ltd. The receiver is liable for any misuse.

Fjöldi stykkja / Number of pieces: IV III II I

Hlutur / Object | Atriði / Item | Efni / Material | eo.: stk / Weight | total: 1 heild / (kg) þyngd | Athugasemdir / Remarks

ICC
CASTHOUSE EXTENSION BUILDINGS
TEMPORARY STRUCTURES, STEP 1
STEEL STRUCTURE, ROOF PLAN, SIDE VIEW

Stærð / Format: A1 | Mkv. / Scale: 1:200/100
Kostn.nr.-bún.nr. / CCno.-Eq.no.
AKS no.

Verktaki / Supplier: HRV
Teikn.nr. vertaka / Drw.no. of suppl.: ICC-611-CO-518-214 | Breyt./Rev.: C

Teiknað / Drawn: GMG 2010.11.01 | Yfirfarið / Checked: NI | Samþykkt / Approved: NI

Rio Tinto Alcan — ISAL Straumsvík, Alcan Iceland Ltd, IS-222 Hafnarfjörður

Drw.no. of ISAL / Teikn.nr. ISAL | Breyt./Rev.

Teiknað / Drawn | Yfirfarið og skráð / Checked and filed | Notkun heimiluð / Released

C:\IDP\03 ICC\600 Casting\600 Drawings\Civil\ICC-611-CO-518-214.dwg