

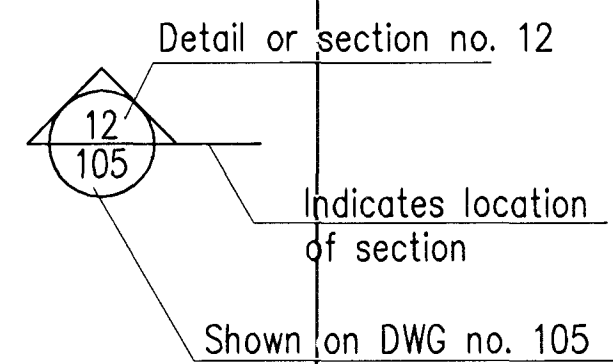
Samþykkt þann  
 01 OCT 2012  
 Byggingafráttálinn / Hafnarátt  
 Efn. Sigurður Steinar Jónsson

Nick Indriðason  
 Kt. 181144-3949  
 NI

### GENERAL NOTES

Elevations are in metres in Hafnarfjörður elevation system  
 0.00 Stands for elevation 0,00 m on sections  
 0.00 Stands for elevation 0,00 m on plans  
 All dimensions shown are either metres or millimetres

### SECTIONS:



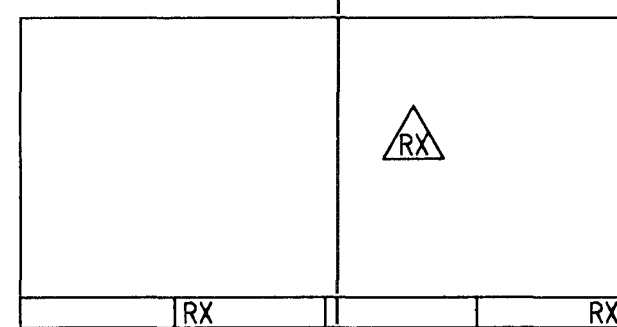
### PROFILES:

P10 = Number of profile  
 110 = Reference drawing

### PLATES:

X01 = Number of plate  
 131 = Reference drawing

Revision no X shown on drawing:

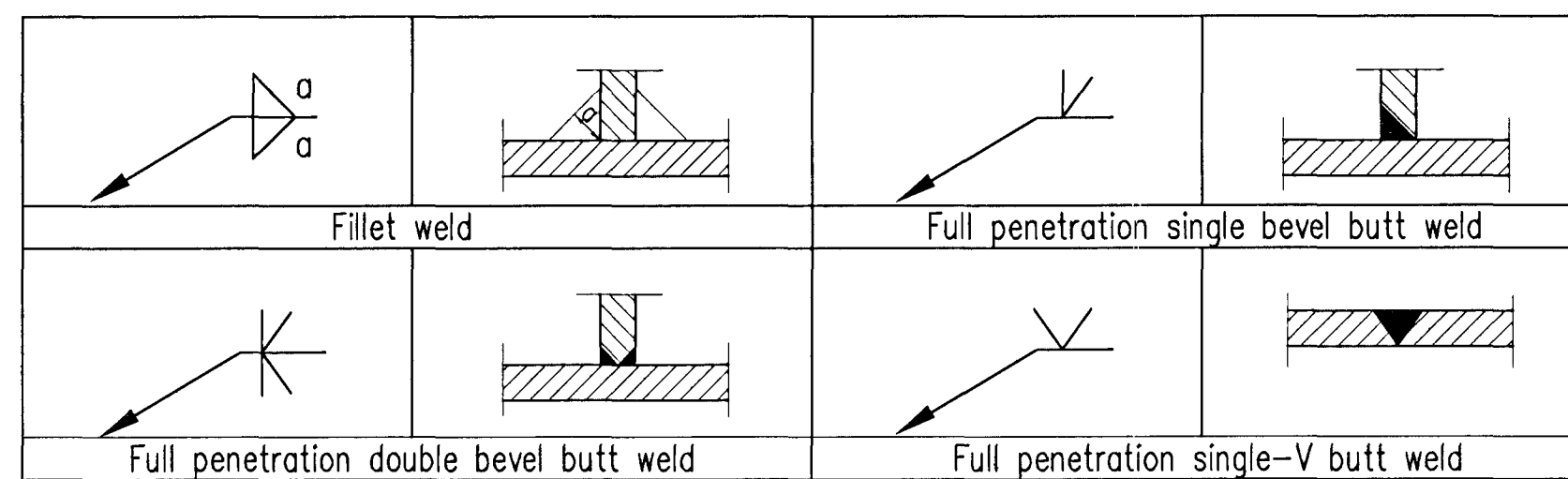


### MATERIAL SPECIFICATIONS

Bolts, nuts and washers shall be of type 8.8 according to IST EN ISO 4014, IST EN ISO 4032, IST EN ISO 7091 and IST EN ISO 898-1, hot dip galvanized.

Structural steel: S235JR (EN10025)  
 Girts and purlins: S350 (EN10147)  
 (except I-beams)

### WELDINGS



All unmarked butt welds shall be full penetration weld.  
 All unmarket fillet welds shall be a= 0,7 x thinner welding element.

### TIGHTENING OF BOLTS (CLASS 8.8)

BOLT diameter (mm)	TORQUE (Nm)
10	50 ± 10
12	90 ± 10
16	220 ± 20
20	420 ± 20
24	720 ± 20
27	1050 ± 20
30	1450 ± 20

The values in the table do apply, when not otherwise stated on the drawings, or in absence of comparable information from bolt supplier.  
 The table does not apply for high strength bolts in slip resistant connections.

Skýringar  
 Legend:

13	Record Drawing	2012.06.11	HS	NI	EG	RES
Útg nr / Rev no	Lýsing / Description	Dagsetning / Date	Höf / Dra / Des/Draw	Yfir / Chk /	Notk heim / Suppl. Ref /	Notk heim / ISAL Ref /

Dagsetning / Date 2008.10.01	
Hannað / Designed HS	Tekn / Drawn LDB
Verktaki / Supplier HRV	Teg.teikningar / Dwg. type: GENERAL NOTES
Tekn.nr.verktaka / Supplier drw.no. IDP-410-ZA-015-060	
Samþykkt / Approved NI	Yfir / Chkd NI
Hluti af: / Part of:	

IPU 410 - SUBSTATION 220 kV SWITCHYARD BLD. STRUCTURAL STEEL		Fákkur nr.: / Blað nr.: 4011	Næsta bl.: / 01188
Tekn.nr. ISAL / Drw.no. of ISAL 251331		Breyt./Rev. A	