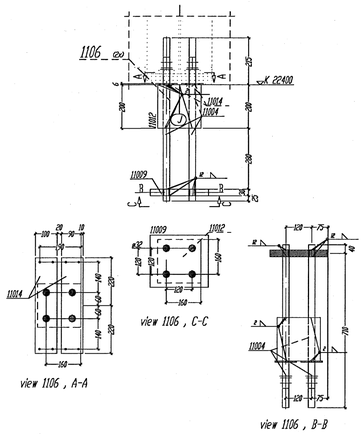

xx bill of material for 1 Ship- pos. 1106 total 2 x done

Nr.	Tnr	pos.	designation	qty	profil	quality	length	weight	Rem.
1	II	1106	Screw M30	1	RUND30	S355J2G3	759	4.16	
2	II	11004	Screw M30	3	RUND30	S355J2G3	759	12.49	
3	II	11009		1	BL30*270	S355J2G3	240	15.24	
4	II	11002	THREADER	1	BL20*200	DAMMSTOFF	200	.12	
5	II	11014		2	FL110*46	S235J2G3	440	4.14	
total weight (kg)								36.15	

Shipping dimensions (H x B x L): 270 x 440 x 759

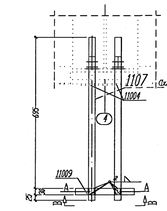

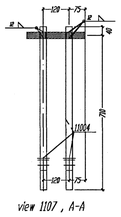

xx bill of material for 1 Ship- pos. 1107 total 1 x done

Nr.	Tnr	pos.	designation	qty	profil	quality	length	weight	Rem.
1	II	1107	Screw M30	1	RUND30	S355J2G3	759	4.16	
2	II	11004	Screw M30	3	RUND30	S355J2G3	759	12.49	
3	II	11009		1	BL30*270	S355J2G3	240	15.24	
total weight (kg)								31.89	

Shipping dimensions (H x B x L): 270 x 240 x 759

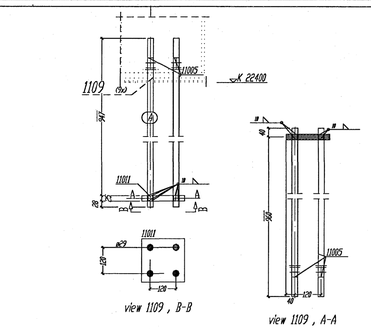

xx bill of material for 1 Ship- pos. 1109 total 9 x done

Nr.	Tnr	pos.	designation	qty	profil	quality	length	weight	Rem.
1	II	1109	Screw M27	1	RUND27	S355J2G3	1000	4.49	
2	II	11005	Screw M27	3	RUND27	S355J2G3	1000	13.48	
3	II	11001	THREADER	1	BL25*200	S355J2G3	200	7.85	
total weight (kg)								25.83	

Shipping dimensions (H x B x L): 200 x 200 x 1000

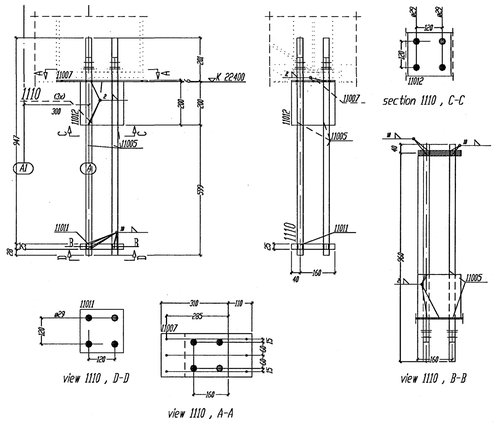

xx bill of material for 1 Ship- pos. 1110 total 3 x done

Nr.	Tnr	pos.	designation	qty	profil	quality	length	weight	Rem.
1	II	1110	Screw M27	1	RUND27	S355J2G3	759	4.49	
2	II	11005	Screw M27	3	RUND27	S355J2G3	1000	13.48	
3	II	11007	THREADER	1	BL64*28	S235J2G2	200	3.96	
4	II	11001	THREADER	1	BL25*200	S355J2G3	200	7.85	
5	II	11002	THREADER	1	BL20*200	DAMMSTOFF	200	.12	
total weight (kg)								29.90	

Shipping dimensions (H x B x L): 420 x 200 x 1000

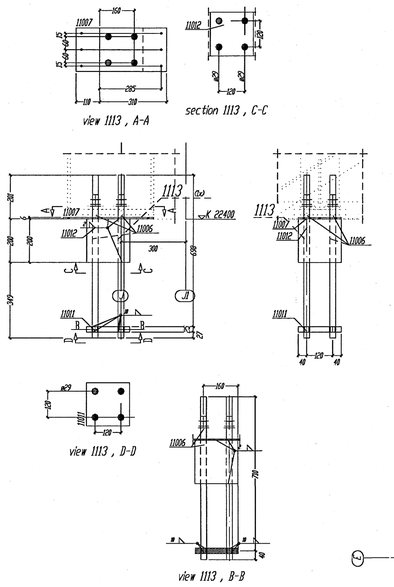

xx bill of material for 1 Ship- pos. 1113 total 1 x done

Nr.	Tnr	pos.	designation	qty	profil	quality	length	weight	Rem.
1	II	1113	Screw M27	1	RUND27	S355J2G3	759	3.37	
2	II	11006	Screw M27	3	RUND27	S355J2G3	759	10.11	
3	II	11007	THREADER	1	BL64*28	S235J2G2	200	3.96	
4	II	11001	THREADER	1	BL25*200	S355J2G3	200	7.85	
5	II	11002	THREADER	1	BL20*200	DAMMSTOFF	200	.12	
total weight (kg)								25.41	

Shipping dimensions (H x B x L): 420 x 200 x 759

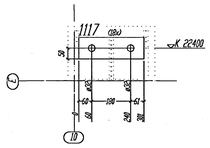

xx bill of material for 1 Ship- pos. 1117 total 18 x done

Nr.	Tnr	pos.	designation	qty	profil	quality	length	weight	Rem.
1	II	1117		1	FL100*45	S355J2G3	308	1.42	

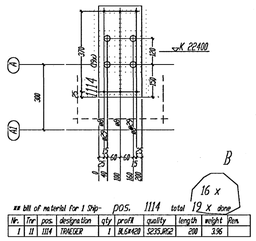

xx bill of material for 1 Ship- pos. 1114 total 19 x done

Nr.	Tnr	pos.	designation	qty	profil	quality	length	weight	Rem.
1	II	1114	THREADER	1	BL64*28	S235J2G2	200	3.96	

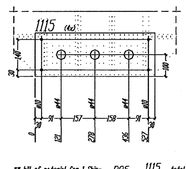

xx bill of material for 1 Ship- pos. 1115 total 4 x done

Nr.	Tnr	pos.	designation	qty	profil	quality	length	weight	Rem.
1	II	1115		1	BL64*28	S235J2G2	557	6.99	

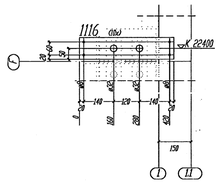

xx bill of material for 1 Ship- pos. 1116 total 10 x done

Nr.	Tnr	pos.	designation	qty	profil	quality	length	weight	Rem.
1	II	1116		1	FL110*46	S355J2G3	440	2.87	

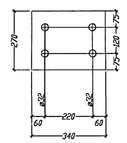

3 x Pos. 11008

BL30*270 - S355J2G3..340

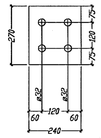

11 x Pos. 11009

BL30*270 - S355J2G3..240

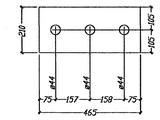

4 x Pos. 11010

BL50*210 ..465

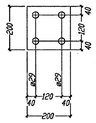

24 x Pos. 11011

BL25*200 - S355J2G3..200

11 x Pos. 11012

BL200*200 - DAMMSTOFF..200

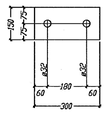

18 x Pos. 11013

FL150*30 - S355J2G3..300

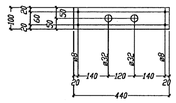

12 x Pos. 11014

FL100*6 - S235J2G3..440

6 x Pos. 11015

FL100*10 ..190

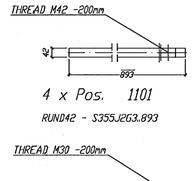

4 x Pos. 1101

RUND42 - S355J2G3..893

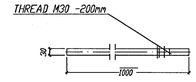

16 x Pos. 1102

RUND30 - S355J2G3..1000

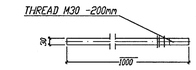

4 x Pos. 1103

RUND30 - S355J2G3..1000



4 x Pos. 1104

RUND30 - S355J2G3..1000

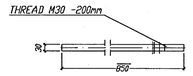

3 x Pos. 1105

RUND30 - S355J2G3..850

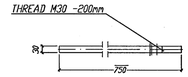

2 x Pos. 1106

RUND30 - S355J2G3..750

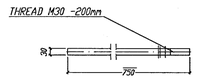

1 x Pos. 1107

RUND30 - S355J2G3..750

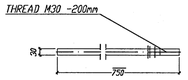

2 x Pos. 1108

RUND30 - S355J2G3..750

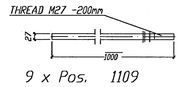

9 x Pos. 1109

RUND27 - S355J2G3..1000

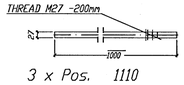

3 x Pos. 1110

RUND27 - S355J2G3..1000

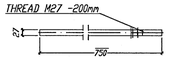

10 x Pos. 1111

RUND27 - S355J2G3..750

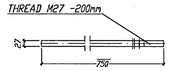

1 x Pos. 1112

RUND27 - S355J2G3..750

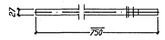

1 x Pos. 1113

RUND27 - S355J2G3..750

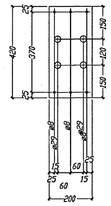

19 x Pos. 1114

BL6*420..200

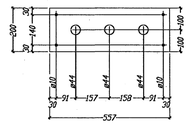

4 x Pos. 1115

BL8*200..557

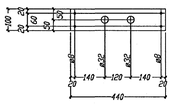

10 x Pos. 1116

FL100*6 - S355J2G3..440

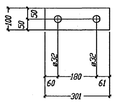

18 x Pos. 1117

FL100*6 - S355J2G3..301

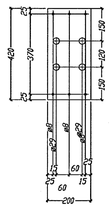

5 x Pos. 11007

BL6*420..200

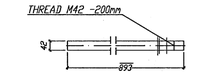

8 x Pos. 11001

RUND42 - S355J2G3..893

40 x Pos. 11002

RUND30 - S355J2G3..1000

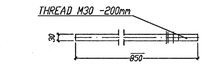

9 x Pos. 11003

RUND30 - S355J2G3..850

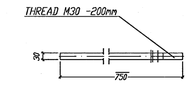

11 x Pos. 11004

RUND30 - S355J2G3..750

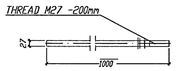

36 x Pos. 11005

RUND27 - S355J2G3..1000

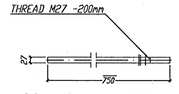

36 x Pos. 11006

RUND27 - S355J2G3..750

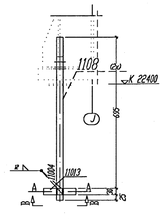

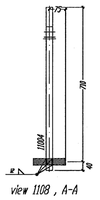

xx bill of material for 1 Ship- pos. 1108 total 2 x done

Nr.	Tnr	pos.	designation	qty	profil	quality	length	weight	Rem.
1	II	1108	Screw M30	1	RUND30	S355J2G3	759	4.16	
2	II	11004	Screw M30	1	RUND30	S355J2G3	759	4.16	
3	II	1103		1	FL150*30	S355J2G3	300	10.61	
total weight (kg)								18.93	

Shipping dimensions (H x B x L): 150 x 300 x 759

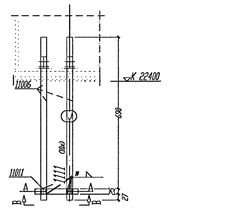

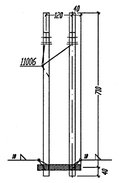

xx bill of material for 1 Ship- pos. 1111 total 10 x done

Nr.	Tnr	pos.	designation	qty	profil	quality	length	weight	Rem.
1	II	1111	Screw M27	1	RUND27	S355J2G3	759	3.37	
2	II	11006	Screw M27	3	RUND27	S355J2G3	759	10.11	
3	II	11001	THREADER	1	BL25*200	S355J2G3	200	7.85	
total weight (kg)								21.33	

Shipping dimensions (H x B x L): 200 x 200 x 759

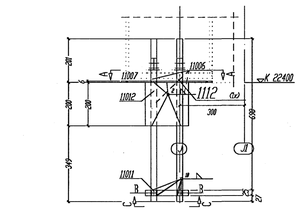

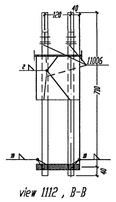

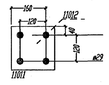

xx bill of material for 1 Ship- pos. 1112 total 1 x done

Nr.	Tnr	pos.	designation	qty	profil	quality	length	weight	Rem.
1	II	1112	Screw M27	1	RUND27	S355J2G3	759	3.37	
2	II	11006	Screw M27	3	RUND27	S355J2G3	759	10.11	
3	II	11007	THREADER	1	BL64*28	S235J2G2	200	3.96	
4	II	11001	THREADER	1	BL25*200	S355J2G3	200	7.85	
5	II	11002	THREADER	1	BL20*200	DAMMSTOFF	200	.12	
total weight (kg)								25.41	

Shipping dimensions (H x B x L): 420 x 200 x 759

Fyrir hönd Conís ehf, kt. 600105-1400 staðfestist að teikning þessi hefur verið yfirfarin. Teikningin er í samræmi við íslenska staðla og reglugerðir. 7/6 07

Nafn 130657-4139 Kennitala

Samþykkt þann 07 AUG. 2007

Byggingfulltrúinn í Hafnarfirði F.h.Sigurbjartur Halldórsson

Look also on drgno 1001c

Tolerance for welded constructions According to DIN 8570, PLH+3/BHF.10.87

Welding (W P S) according to DIN-EN 288 - 2

All unmarked welds to be fillet continuous a=4mm thick, not greater than 0.7 d of the thinner element

The material for cap plates ≥20 mm thick to be examined for laminations

Required torques,prestressing forces and forced tension angles according to DIN 18800 Pt. 7, 05.83

1	2	3	4	5			6			
		Prestressing of HV bolts Class 10.9 according to								
		α Torque technique		M bolts technique			α Angle of rotation technique			
Bolts	Required compressing force Fv	Nominal torque at pitch		Nominal impact wrench torque			Required tightening torque		Grip length	Angle of rotation
		Required grip, rollers needed	Slippy	Avg compressing force						
	kN	Nm	Nm	kN			Nm		mm	grad
1	M12	50	35	53	40	M	8	M	8/10	30
2	M16	90	65	100	75				10/12/14	30
3	M20	140	100	155	115	M	14		12/14/16	30
4	M22	190	135	190	150				14/16/18	30
5	M24	230	160	225	180	M	18	M	16/18/20	30
6	M27	290	210	290	215				18/20/22	30
7	M30	350	250	355	265	M	25		20/22/24	30
8	M36	510	360	510	380				24/26/28	30

Due to the great dependence of the fm value on the type of thread lubricant adhere to the bolt manufacturer's recommendations.
Dependability on the lubricant of the thread and surfaces of bolts and nuts CAUTION! For bolts galvanized HV bolts use values from column 5.

BIURO INZYNIERSKIE
Marek i Janina MUCHA
Osiny, ul. Opolska 30a, 46-070 Komprachcice tel.077-46 46 757

	DATE	NAME	SIGNATURE
Designed by	15.05.2007	MMu/Ma	
Checked by			
Verified by			

b	Bl. 1.04, 1.06 quantity	24.05.2007	MMu/Ma
a	Rev. edition	15.05.2007	MMu/Ma
INDEX	CHANGES	DATE	SIGN

SCALE

Pos. 1106-1118

DESC.

TJARNARVELLIR 11
FUNDAMENT BOLTAR

DRAWING NO. 1002 b

SHEET