

**Covering Schedule**

Id	Qty	Type	Start Length	Gage OP	Fin.	Color	Increment	Direction
#9	18	PR	5'-11 1/2"	26	C	K	RW	8 3/8" Left to Right
#21	18	PR	2'-3 1/8"	26	1	K	RW	Left to Right

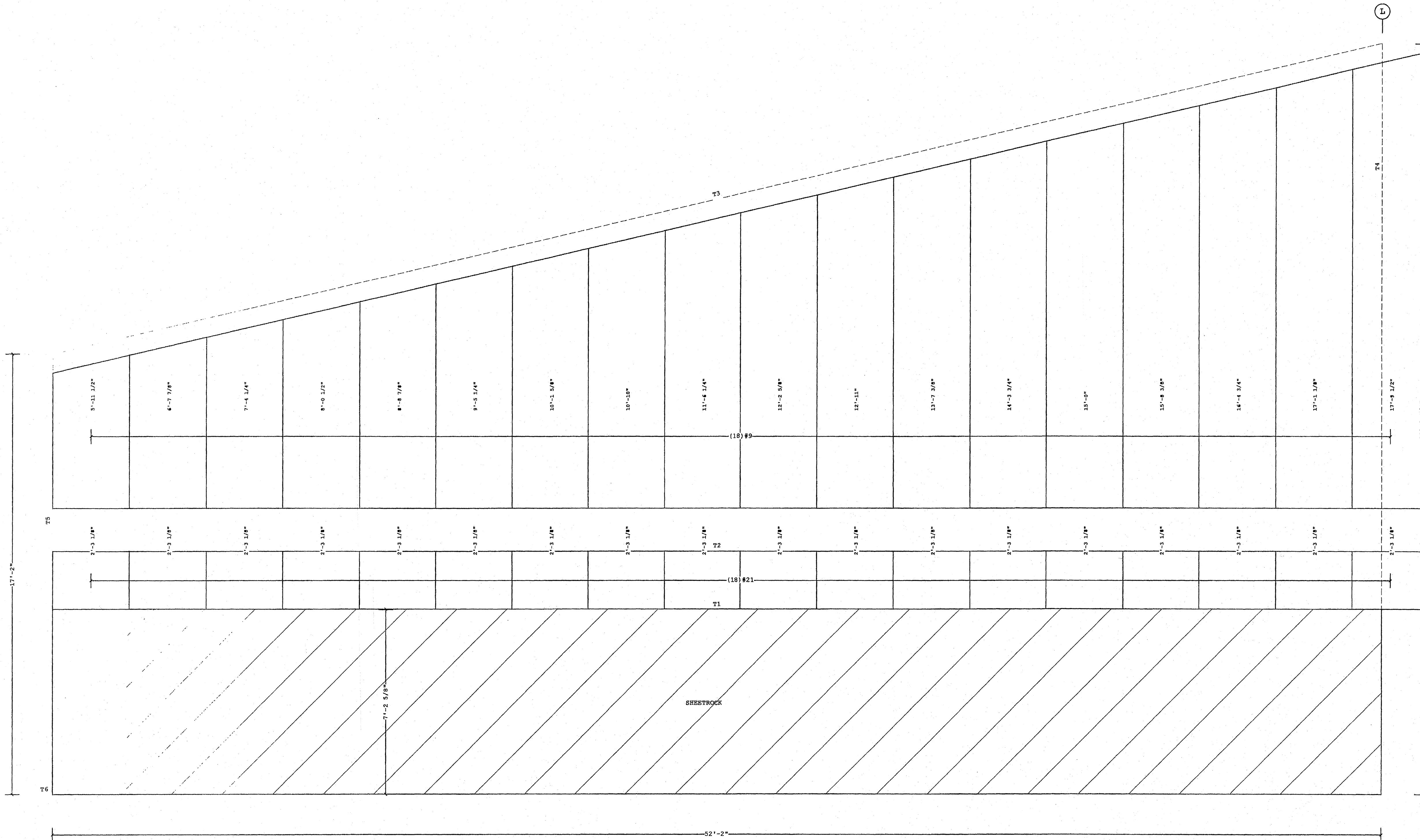
Oper. Code: C=SQ, LF  
 Oper. Code: l=SQ, SQ  
 Finish: K=KXL  
 Color: RW=Cool Regal White

**Trim Schedule**

Id	Parts
T1	(5.2) HT10
T2	(6) HT14, (2) HT12, (17.4) 80140
T3	(3) GAC1024, (5) NLTA10, NLTA05, (2) CLA1033L, (2), (14) CLA1072L, (12) CLA2102L, (2) CLA1020L
T4	HT10, CLD3024L, CLC0044L
T5	HT10
T6	(0.0) BA1

**Color**

Color	Details
Cool Regal White	
Cool Regal White	
Match Wall Color	RC80A2, RC80A3, RC80C1, WC12A2
Match Wall Color	WC80A1, WC80B2, WC80C2, WC80D2
Match Wall Color	WC80A1, WC80B2, WC80C2, WC80D2
Match Wall Color	EN52A1, RC00A1, WC01A8, WC04A1



COVERING ELEVATION AT PARTITION OR MISC. 4

VP Ref: Shape Name = Service Building, Wall = 4

- PRE-DRILLING 1/8 DIAMETER HOLES FOR WALL STRUCTURAL FASTENERS MAY BE REQUIRED AT 11 GAGE GIRTS, NESTED GIRTS, GIRT LAP LOCATIONS, AND/OR SECONDARY STRUCTURAL BEAMS
- WALL SHEETS ARE AN INTEGRAL PART OF THE STRUCTURAL SYSTEM. REMOVAL OR ALTERATION WITHOUT PRIOR AUTHORIZATION IS PROHIBITED.
- PANELS SHOWN WITH A LENGTH LESS THAN 1-0, 5-0 FOR SSR, MAY HAVE TO BE FIELD CUT.
- SEE JOB DETAILS FOR SHEETING AND TRIM FASTENER SPECIFICATION.

THIS VP ENGINEER'S SEAL APPLIES ONLY TO THE WORK PRODUCT OF VP AND DESIGN AND PERFORMANCE REQUIREMENTS SPECIFIED BY VP. THE VP ENGINEER'S SEAL DOES NOT APPLY TO THE PERFORMANCE OR DESIGN OF ANY OTHER PRODUCT OR COMPONENT FURNISHED BY VP EXCEPT TO ANY DESIGN OR PERFORMANCE REQUIREMENTS SPECIFIED BY VP.

THIS DRAWING, INCLUDING THE INFORMATION HEREON, REMAINS THE PROPERTY OF VP BUILDINGS.

IT IS PROVIDED SOLELY FOR ERECTING THE BUILDING DESCRIBED IN THE APPLICABLE PURCHASE ORDER AND SHALL NOT BE MODIFIED, REPRODUCED OR USED FOR ANY OTHER PURPOSE WITHOUT PRIOR WRITTEN APPROVAL OF VP BUILDINGS.

THE GENERAL CONTRACTOR AND/OR ERECTOR IS SOLELY RESPONSIBLE FOR ACCURATE, GOOD QUALITY WORKMANSHIP IN ERECTING THIS BUILDING IN CONFORMANCE WITH THIS DRAWING, DETAILS REFERENCED IN THIS DRAWING, ALL APPLICABLE VP ERECTION GUIDES, AND INDUSTRY STANDARDS PERTAINING TO PROPER ERECTION, INCLUDING THE CORRECT USE OF TEMPORARY BRACING.

VP Buildings, Inc.  
 3200 Players Club Circle Memphis TN 38125


REV	DATE	BY	DESCRIPTION

8/9/2007 13:29:00

COVERING ELEVATION AT PARTITION OR MISC. 4

Norðurhella 2 - Hafnarfirði  
 Klæðning á millivegg 4  
 Verkstæðishluti  
 Bl. nr. 54

FOR CONSTRUCTION




JOBNO	07-4487
DATE	8-9-07
DRAWN/CHECK	SSS
PAGE	54

VPC VERSION: 5.6d

FILENAME: 0-4487 EP4partition.VPC

Með áritun á uppdrátt þennan ábyrgist VSÓ Ráagjöf ehf. kt. 681272-0979, að hönnun sé faglega unnin og í samræmi við lög og reglugerðir um byggingarmál.



Sambýkkt þann  
 23 JAN. 2008  
 Byggingfultrúinn í Hafnarfirði  
 F.h. Sigurbjartur Halldórsson

FYKT  
 26 OCT 2007  
 MOTTEKID