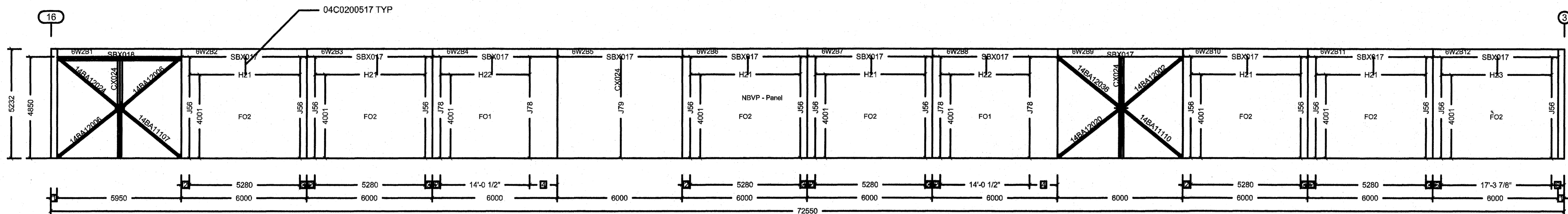


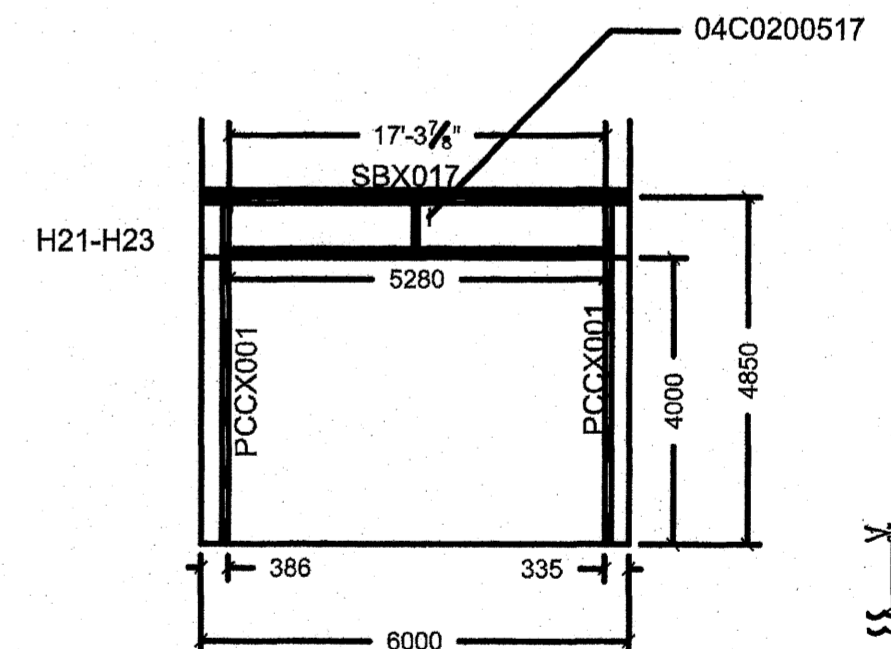
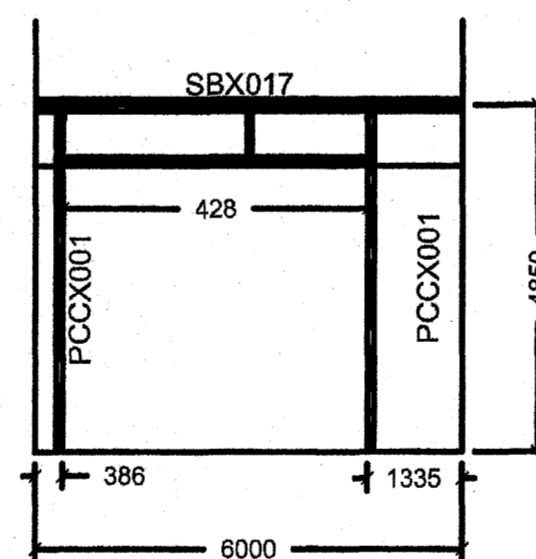
Secondary Part Schedule			
Mark	Part	Thick.	Depth
H21	001FBC1703711	0.120	8 1/2"
H22	001FBC1400411	0.0590	8 1/2"
H23	001FBC1703711	0.0730	8 1/2"
J56	PCCX001	MC 8 x 22.8	
J72	04C0200517	0.0590	8 1/2"
J78	PCCX001	MC 8 x 22.8	
J79	CX024		

Framed Opening Locations					
Id	Width	Height	Sill Ht.	Part	To Dimen.
FO1	14'-0 1/2"	4001	0'-0"	4	Jamb-L 386
FO1	14'-0 1/2"	4001	0'-0"	8	Jamb-L 386
FO2	17'-3 7/8"	4001	0'-0"	2	Jamb-L 386
FO2	17'-3 7/8"	4001	0'-0"	3	Jamb-L 386
FO2	17'-3 7/8"	4001	0'-0"	6	Jamb-L 386
FO2	17'-3 7/8"	4001	0'-0"	7	Jamb-L 386
FO2	17'-3 7/8"	4001	0'-0"	10	Jamb-L 386
FO2	17'-3 7/8"	4001	0'-0"	11	Jamb-L 386
FO2	17'-3 7/8"	4001	0'-0"	12	Jamb-L 410

Frame Member Schedule					
Frame	Width	Thick.	Webthk	Depth1	Approx. Lgth
SBX017	7"	.5	.1875	12"	19'-7 1/16"
SBX018	7"	.5	.1875	12"	19'-5 1/16"
CX024	7"	.25	.1875	10"	15'-10 3/8"



WALL SECONDARY ELEVATION WALL 2



- 6 610
- 5 410
- 4 1335
- 3 335
- 2 386
- 1 300

Dimension Key


VP Ref: Shape Name = Service Building, Wall = 2

Norðurhella 2 - 221 Hafnarfjörður

<p>1. UNLESS NOTED, USE 1/2 X 1 1/2 A-325 SHAG TIGHTENED BOLTS FOR GIRT LAP, GIRT TO FRAME, FLANGE BRACE TO FRAME, FLANGE BRACE TO GIRT, JAMB AND HEADER CONNECTIONS.</p> <p>2. WIND AND FLANGE BRACING ARE AN INTEGRAL PART OF THE WALL STRUCTURAL SYSTEM AND SHOULD BE PROPERLY INSTALLED PRIOR TO ERECTION OF WALL AND ROOF SHEETS. REMOVAL OR ALTERATION OF WALL BRACING WITHOUT PRIOR AUTHORIZATION IS PROHIBITED.</p>	<p>THE VP ENGINEER'S SEAL APPLIES ONLY TO THE WORK PRODUCT OF VP AND DESIGN AND PERFORMANCE REQUIREMENTS SPECIFIED BY VP. THE VP ENGINEER'S SEAL DOES NOT APPLY TO THE PERFORMANCE OR DESIGN OF ANY OTHER PRODUCT OR COMPONENT FURNISHED BY VP EXCEPT TO ANY DESIGN OR PERFORMANCE REQUIREMENTS SPECIFIED BY VP.</p>	<p>THIS DRAWING, INCLUDING THE INFORMATION HEREIN, REMAINS THE PROPERTY OF VP BUILDINGS. IT IS PROVIDED SOLELY FOR THE BUILDING INTENDED IN THE ORIGINAL PERMITS ORDER AND SHALL NOT BE REPRODUCED OR USED FOR ANY OTHER PROJECT WITHOUT PRIOR WRITTEN PERMISSION OF VP BUILDINGS.</p> <p>THE GENERAL CONTRACTOR AND/OR ERECTOR IS SOLELY RESPONSIBLE FOR ASSURING GOOD QUALITY WORKMANSHIP IN ERECTING THE BUILDING IN ACCORDANCE WITH THIS DRAWING AND FOR OBTAINING ALL NECESSARY PERMITS AND APPROVALS TO ERECT THE BUILDING, INCLUDING THE CORRECT USE OF TEMPORARY BRACING.</p>	<p>VP Buildings, Inc. 3200 Players Club Circle Memphis TN 38125</p> <table border="1" style="width: 100%; border-collapse: collapse;"> <thead> <tr> <th>REV</th> <th>DATE</th> <th>BY</th> <th>DESCRIPTION</th> </tr> </thead> <tbody> <tr> <td> </td> <td> </td> <td> </td> <td> </td> </tr> </tbody> </table> <p style="text-align: center;">NTS</p>	REV	DATE	BY	DESCRIPTION					<p><b>WALL SECONDARY ELEVATION WALL 2</b></p> <p>Norðurhella 2 - Hafnarfirði Útvegur í línu A Verkstæðishluti Bl. nr. 45A</p>	<table border="1" style="width: 100%; border-collapse: collapse;"> <tr> <td style="text-align: center;">  VP BUILDINGS VARCC-PRIJEDEN VPC VERSION 5.6d </td> <td style="font-size: small;">           JOB NO DATE 08/09/07 DRAWN/CHECKED DJS/DJS PAGE 45 A </td> </tr> </table>	 VP BUILDINGS VARCC-PRIJEDEN VPC VERSION 5.6d	JOB NO DATE 08/09/07 DRAWN/CHECKED DJS/DJS PAGE 45 A
REV	DATE	BY	DESCRIPTION												
 VP BUILDINGS VARCC-PRIJEDEN VPC VERSION 5.6d	JOB NO DATE 08/09/07 DRAWN/CHECKED DJS/DJS PAGE 45 A														

7/31/2007 13:47:53

FILENAME Hafnarfjörður 14.VPC



**VSÓ RÁÐGJÖF**

Með áritun á uppdrátt þennan ábyrgist VSÓ Ráðgjöf ehf. kt. 681272-0979, að hönnun sé faglega unnin og í samræmi við lög og reglugerðir um byggingarmál.

Dans. \_\_\_\_\_ Nafn \_\_\_\_\_ Kennitala \_\_\_\_\_

EYKT  
26 OCT 2007  
MOTTEKUD

Samþykkt þann  
23 JAN. 2008  
Byggingufulltrúinn í Hafnarfirði  
F.h. Sigurbjartur Halldórsson