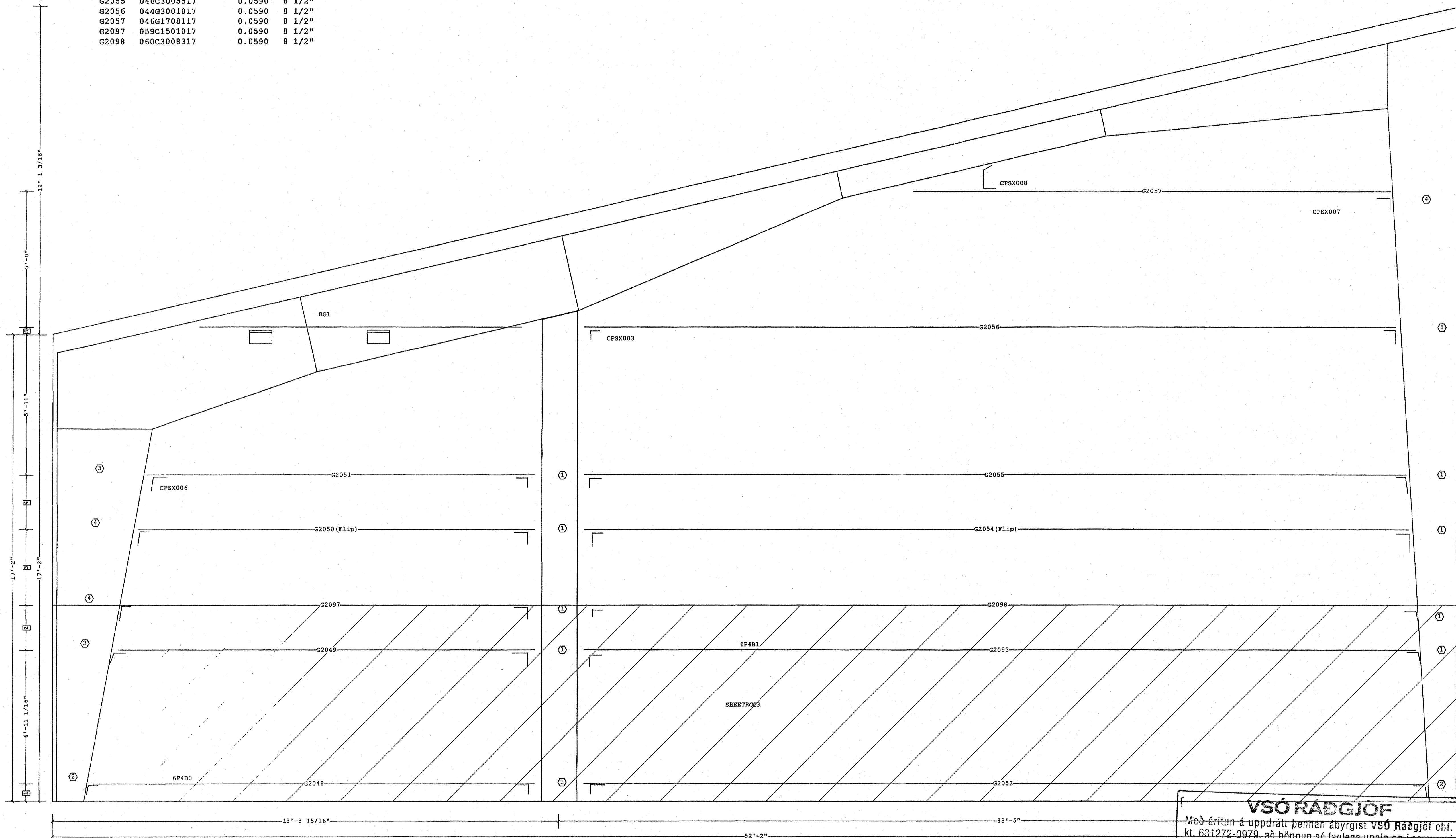


Part Mark Key		Secondary Part Schedule			
Mark	Part	Thick.	Depth	Lap	
1	GFA206	G2048	0.0590	8 1/2"	
2	GFA200	G2049	0.0590	8 1/2"	
3	GFA300	G2050	0.0590	8 1/2"	
4	GFA306	G2051	0.0590	8 1/2"	
5	GFA400	G2052	0.0590	8 1/2"	
6	GFA106	G2053	0.0590	8 1/2"	
		G2054	0.0590	8 1/2"	
		G2055	0.0590	8 1/2"	
		G2056	0.0590	8 1/2"	
		G2057	0.0590	8 1/2"	
		G2097	0.0590	8 1/2"	
		G2098	0.0590	8 1/2"	



- 5 3 1/4"
- 4 1'-9"
- 3 2'-3 3/8"
- 2 1'-7 11/16"
- 1 7 7/8"

Dimension Key

Samþykkt þann
23 JAN. 2008
Byggingufulltrúinn í Hafnarfirði
F.h. Sigurbjartur Halldórsson

VSÓ RÁÐGJÖF
Með áritun á uppdrátt þennan ábyrgist VSÓ Ráðgjöf ehf. kt. 681272-0979, að hönnun sé faglega unnin og í samræmi við lög og reglugerðir um byggingarmál.

Dags. _____ Nafn _____ Kennitala _____

Norðurhella 2 · 221 Hafnarfjörður

WALL SECONDARY ELEVATION PARTITION OR MISC. 4
VP Ref: Shape Name = Service Building, Wall = 4

1. UNLESS NOTED, USE 1/2 X 1 1/2 A-325 SNUG TIGHTENED BOLTS FOR GIRTS TO FRAME, FLANGE BRACE TO FRAME, FLANGE BRACE TO GIRTS, JAMB AND HEADER CONNECTIONS.
2. WIND AND FLANGE BRACING ARE AN INTEGRAL PART OF THE WALL STRUCTURAL SYSTEM AND SHOULD BE PROPERLY INSTALLED PRIOR TO ERECTION OF WALL AND ROOF SHEETS. REMOVAL OR ALTERATION OF WALL BRACING WITHOUT PRIOR AUTHORIZATION IS PROHIBITED.

THE VP ENGINEER'S SEAL APPLIES ONLY TO THE WORK PRODUCT OF VP AND DESIGN AND PERFORMANCE REQUIREMENTS SPECIFIED BY VP. THE VP ENGINEER'S SEAL DOES NOT APPLY TO THE PERFORMANCE OR DESIGN OF ANY OTHER PRODUCT OR COMPONENT FURNISHED BY VP EXCEPT TO ANY DESIGN OR PERFORMANCE REQUIREMENTS SPECIFIED BY VP.


THIS DRAWING, INCLUDING THE INFORMATION HEREON, REMAINS THE PROPERTY OF VP BUILDINGS. IT IS PROVIDED SOLELY FOR ERECTING THE BUILDING DESCRIBED IN THE APPLICABLE PURCHASE ORDER AND SHALL NOT BE REPRODUCED, REPRODUCED OR USED FOR ANY OTHER PURPOSE WITHOUT PRIOR WRITTEN APPROVAL OF VP BUILDINGS.

THE GENERAL CONTRACTOR AND/OR ERECTOR IS SOLELY RESPONSIBLE FOR ACCURATE, GOOD QUALITY WORKMANSHIP IN ERECTING THIS BUILDING IN CONFORMANCE WITH THIS DRAWING, DETAILS REFERENCED IN THIS DRAWING, ALL APPLICABLE VP ERECTION GUIDES, AND INDUSTRY STANDARDS PERTAINING TO PROPER ERECTION, INCLUDING THE CORRECT USE OF TEMPORARY BRACING.

VP Buildings, Inc.			
3200 Players Club Circle Memphis TN 38125			
REV	DATE	BY	DESCRIPTION
NTS			


WALL SECONDARY ELEVATION PARTITION OR MISC. 4

Norðurhella 2 - Hafnarfirði
Milliveggur 4
Verkstæðishluti
Bl. nr. 42



JOBNO	07-4487
DATE	8-9-07
DRAWN/CHECK	S.S.B.
PAGE	42

8/9/2007 13:36:06 FILENAME: 0-4487 EP4partition.VPC



EYKT
26 OCT 2007
MOTTEKID