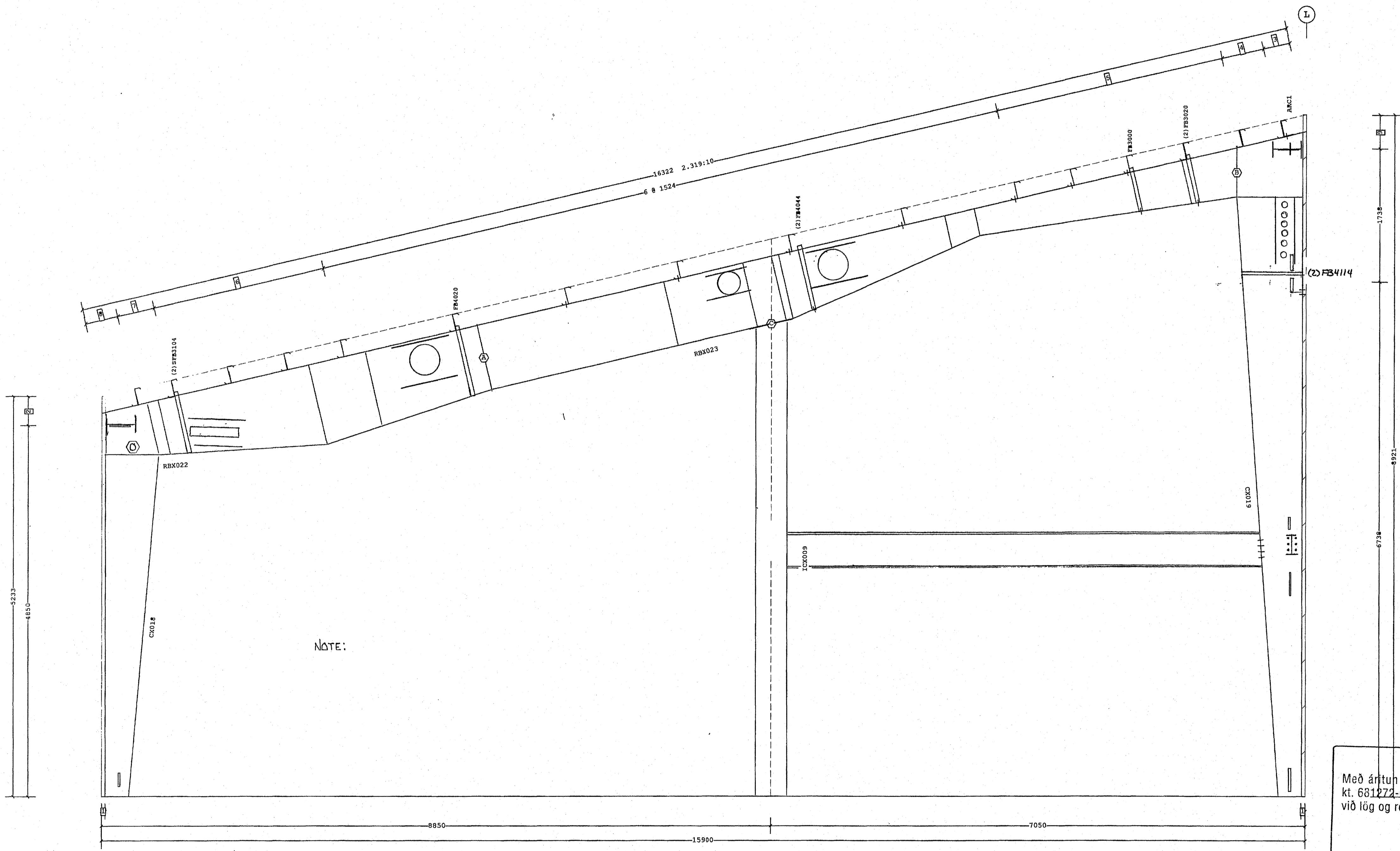


Frame Member Schedule			
Part	Mem.	Width	Thick.
CX018	1	305	25.40
RBX022	2	305	25.40
	3	305	25.40
	4	305	19.05
RBX023	5	152	9.52
	6	152	6.35
	7	152	6.35
CX019	8	254	9.52
ICX009	9	254	25.40

Depth1	Depth2	Approx. Lgth	Detail	Mark No
305	598	4468		
698	724	5070		
724	1067			
1067	864			
864	864	10306		
864	356			
356	635			
305	864	8685		
406	406	6212		

A325 Bolt Connection & Plate Schedule							
ID	Qty	Bolt Dia.	Bolt Length	Plate Thick.	Rows Out	Rows In	Tension Washer Bolt
A	10	19	51	13	3	2	
B	6	19	51	10	1	2	
C	8	25	89	25	2	2	
D	8	3/75	101.6	25.4	2	2	

Frame Clearances
 Horiz. Clearance between members 1(CX018) and 8(CX019): 14238
 Vert. Clearance at member 1(CX018): 4468
 Vert. Clearance at member 8(CX019): 7836
 Vert. Clearance at member 9(ICX009): 6130
 Finished Floor Elevation = 100000 (Unless Noted Otherwise)



Dimension Key

9	445
8	438
7	492
6	3 @ 762
5	4 @ 762
4	560
3	354
2	383
1	50


Samþykkt þann
 23 JAN. 2008
 Byggingufulltrúinn í Hafnarfirði
 F.n. Sigurbjartur Halldórsson

VSÓ RÁÐGJÖF
 Með ártun á uppdrátt þennan ábyrgist VSÓ Ráðgjöf ehf. kt. 681272-0979, að hönnun sé faglega unnin og í samræmi við lög og reglugerðir um byggingarmál.

FRAME CROSS SECTION AT FRAME LINE(S) 6

FRAME CROSS SECTION AT FRAME LINE(S) 6

Norðurhella 2 - Hafnarfirði
 Stálrammi í línu 6
 Verkstæðishluti
 Bl. nr. 17



JOB#	07-4487
DATE	08/09/07
DRAWN/CHECK	DJS
PAGE	17

VP Ref: Shape Name = Service Building Wall 2, Frame 10

- USE 1/2 X 1 1/2 A325 SNUG TIGHTENED BOLTS FOR PURLINE TO FRAME, GIRT TO FRAME, AND GIRT TO CLIP CONNECTIONS UNLESS NOTED OTHERWISE.
- SLOT REINFORCEMENT PLATES NEED NOT BE LOCATED ON THE SAME SIDE OF THE WEB AS THE HILLSIDE WASHER.

THE VP ENGINEER'S SEAL APPLIES ONLY TO THE WORK PRODUCT OF VP AND DESIGN AND PERFORMANCE REQUIREMENTS SPECIFIED BY VP. THE VP ENGINEER'S SEAL DOES NOT APPLY TO THE PERFORMANCE OR DESIGN OF ANY OTHER PRODUCT OR COMPONENT FURNISHED BY VP EXCEPT TO ANY DESIGN OR PERFORMANCE REQUIREMENTS SPECIFIED BY VP.


THIS DRAWING, INCLUDING THE INFORMATION HEREON, REMAINS THE PROPERTY OF VP BUILDINGS. IT IS PROVIDED SOLELY FOR ERECTING THE BUILDING DESCRIBED IN THE APPLICABLE PURCHASE ORDER AND SHALL NOT BE MODIFIED, REPRODUCED OR USED FOR ANY OTHER PURPOSE WITHOUT PRIOR WRITTEN APPROVAL OF VP BUILDINGS.

THE GENERAL CONTRACTOR AND/OR ERECTOR IS SOLELY RESPONSIBLE FOR ACCURATE, GOOD QUALITY WORKMANSHIP IN ERECTING THIS BUILDING IN CONFORMANCE WITH THIS DRAWING, DETAILS REFERENCED IN THIS DRAWING, ALL APPLICABLE VP ERECTION GUIDES, AND INDUSTRY STANDARDS PERTAINING TO PROPER ERECTION, INCLUDING THE CORRECT USE OF TEMPORARY BRACING.

VP Buildings, Inc.			
3200 Players Club Circle Memphis TN 38125			
REV	DATE	BY	DESCRIPTION
NTS			

8/10/2007 11:10:43

FILENAME: 07-4487EP1.VPC



EYKT
 26 OCT 2007
 MOTTEKID