undirritun samræmingarhönnuðar:

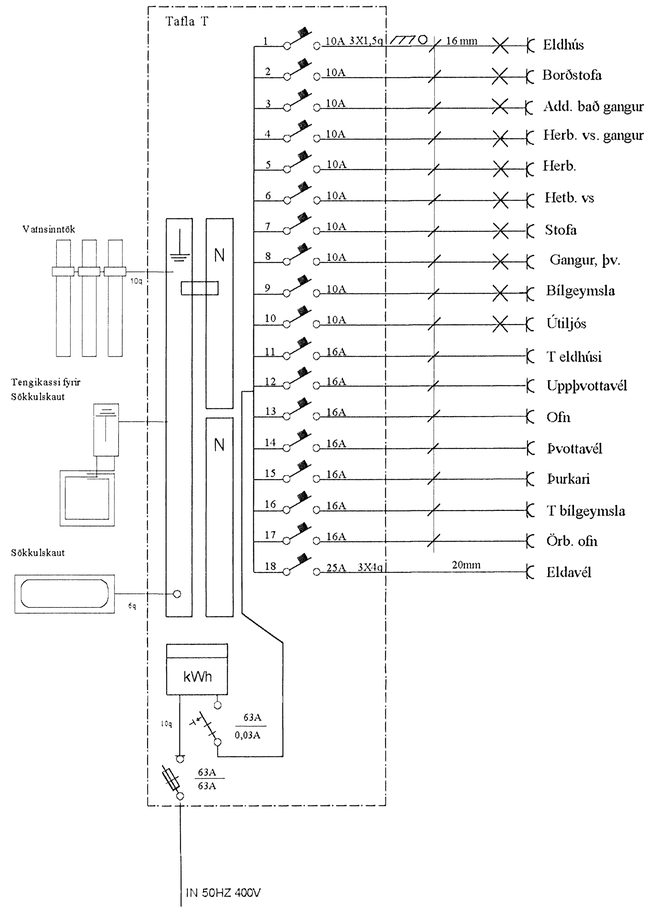

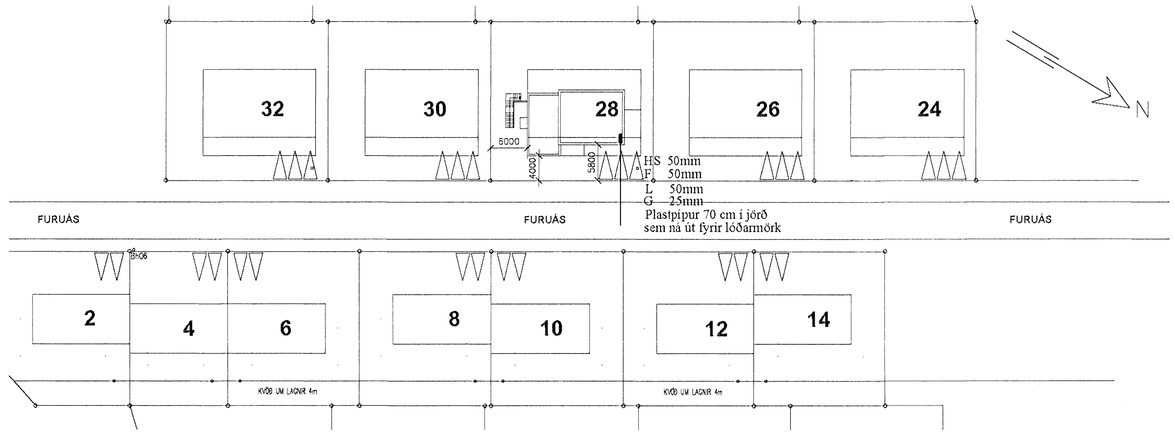

Afstöðumynd mkv. 1:500

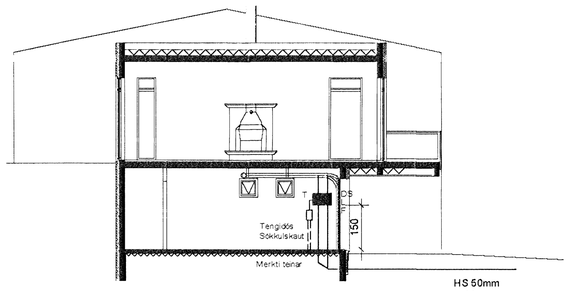

Snið a-a mkv. 1:100

HS 50mm
L 50mm
F 50mm
G 25mm
Plastpípur 70 cm í jörð
sem ná út fyrir lóðarmörk

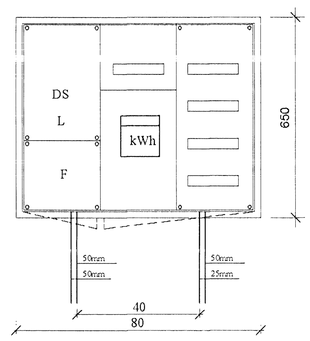

Útlit á töflukassa T mkv. 1:10

Snið af töfluvegg

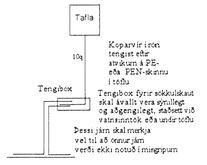

Grunnmynd sökkulveggja

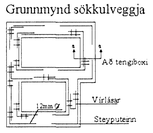

Snið í töfluvegg

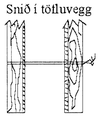

Sýnd eru 2 neðstu steypustyrktarjárn í steypumót ofan á neðstu mótavirum

Virlásar

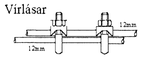

Samtenging steyputeina
Setja skal tvo virlása á hver samskeyti

Br.	Dags.	Breyting	Br.	Sþ.

FURUÁS 28
HAFNARFJÖRÐUR
SÖKKULSKAUT SNIÐ A-A
AFSTÖÐUMYND EINLÍNUMYD

Elýs ehf
Raflagnateikningar
Furuvellir 17, 221 Hafnarfjörður
s 555-4750 gsm. 897-6530 elmo@hive.is

Hannað: þKK	Teiknað: VEC	Yfirfarið: þKK
Samþykkt:		Kt.: 040851-4969
Tölvuskrá:		
Mkv.		Blaðstærð: A2
Dags. 05.07.07	Nr: 722-07	Blað: 104