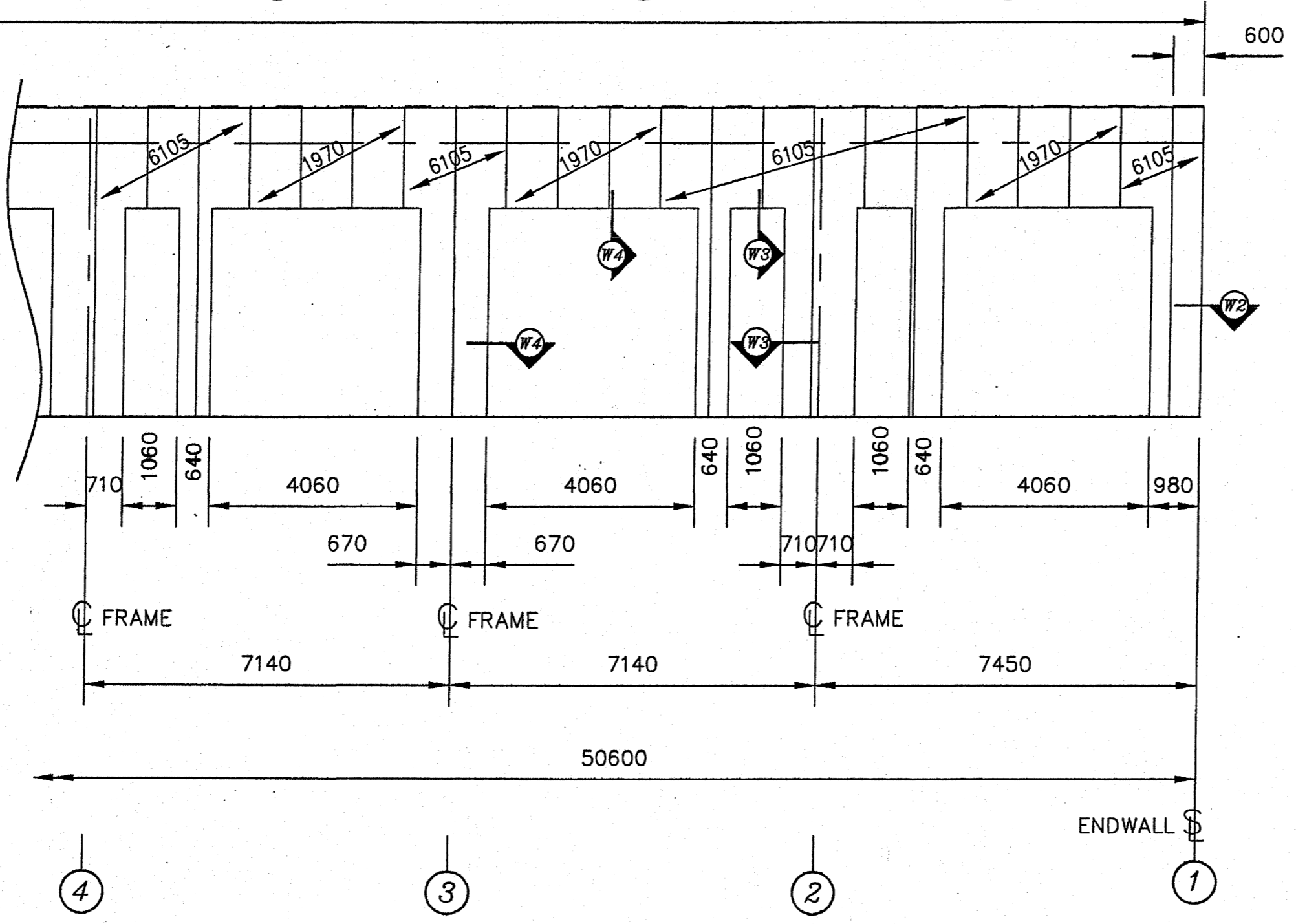
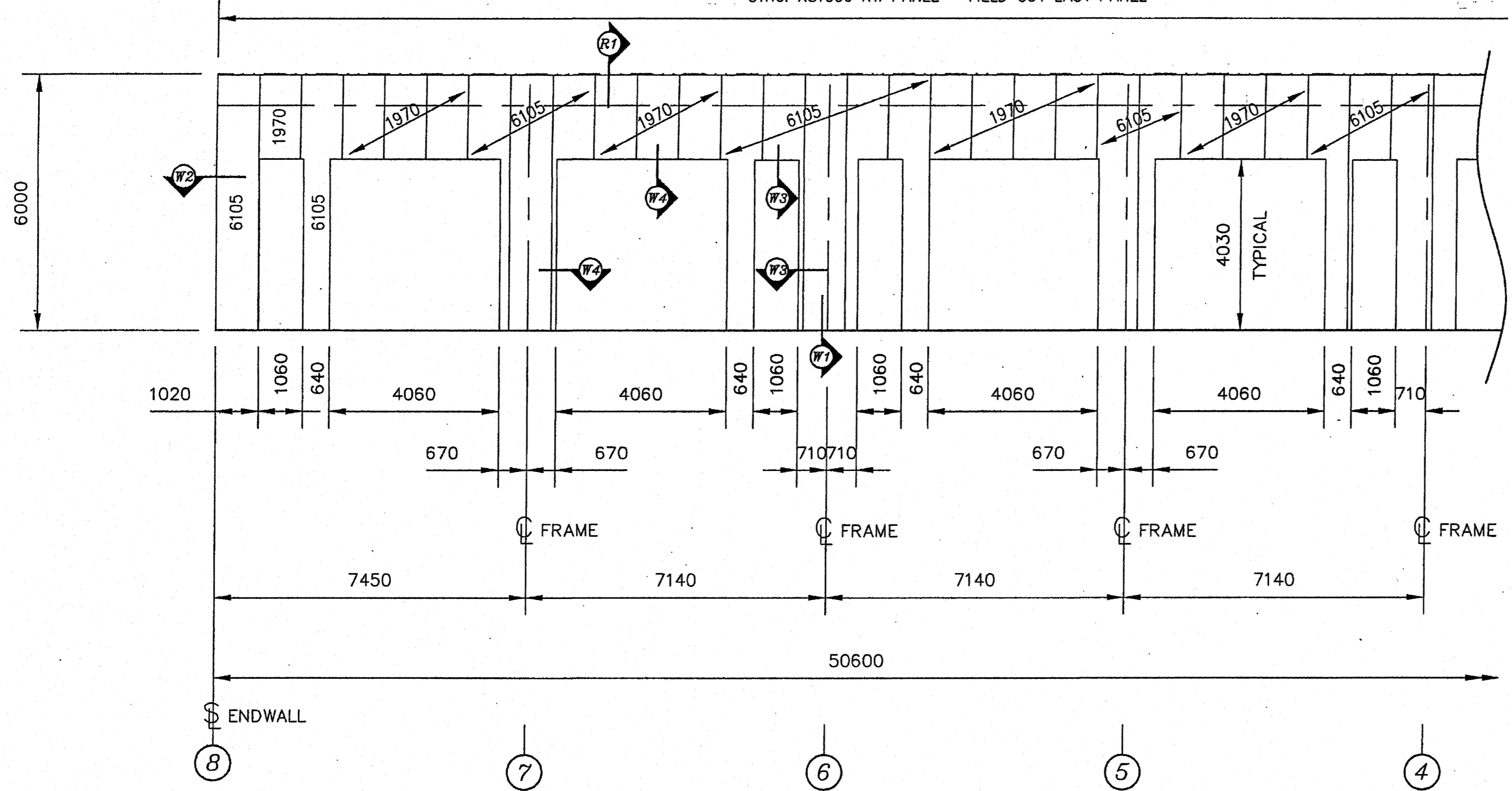


NOTES
 1) DO NOT SCALE
 IF IN DOUBT - ASK
 2) ALL DIMENSIONS
 IN MILLIMETERS

51No. KS1000 RW PANEL - FIELD CUT LAST PANEL

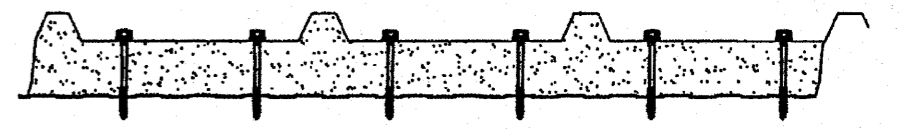
REV.	DATE	DESCRIPTION	REV. BY



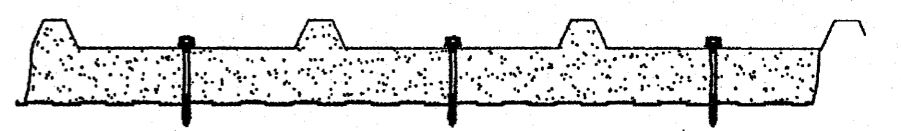
FIXING PROCEDURE

1. PANEL TO STRUCTURE:

-TOP & BOTTOM:
 6No. SDS (444107) PER PANEL AT
 BASE & TOP LOCATIONS.

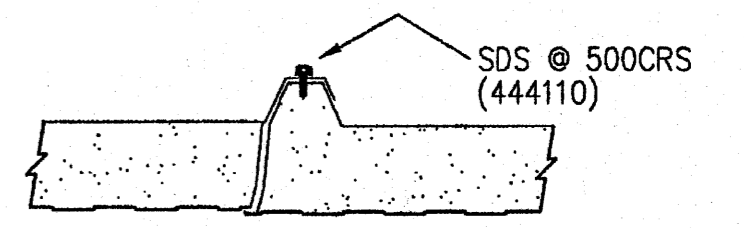


-INTERMEDIATE:
 3No. SDS (444107) PER PANEL AT
 INTERM. LOCATIONS.



2. PANEL TO PANEL:

USE SDS (444110) AT 500CRS ALONG
 EVERY SIDELAP JOINT.



VEKTOR
 Hönnun og ráðgjöf ehf.
 Kt. 700896-2429

Byggingafultrúi Hafnarháðar
 Afgreitt þann
 10 MAY 2006
 VPS.

Lindab Butler
 Building Systems

MITCHELTON INDUSTRIAL ESTATE
 KIRKCALDY, FIFE, KY1 3NS
 TEL: 01852 962300
 FAX: 01852 603136

PROJECT TITLE
STEINHELLA - 5
HAFNARFJORDUR

RYNIR ehf.

DRAWING TITLE
KS1000 RW PANEL
LAYOUT ON SIDEWALL
AT GLA

SCALE	DATE	DRAWN BY
Not to Scale	14/04/05	KS
		ENG. BY

DRAWING No. **DS-29610011** REV.