undirritun samræmingarhönnuðar:

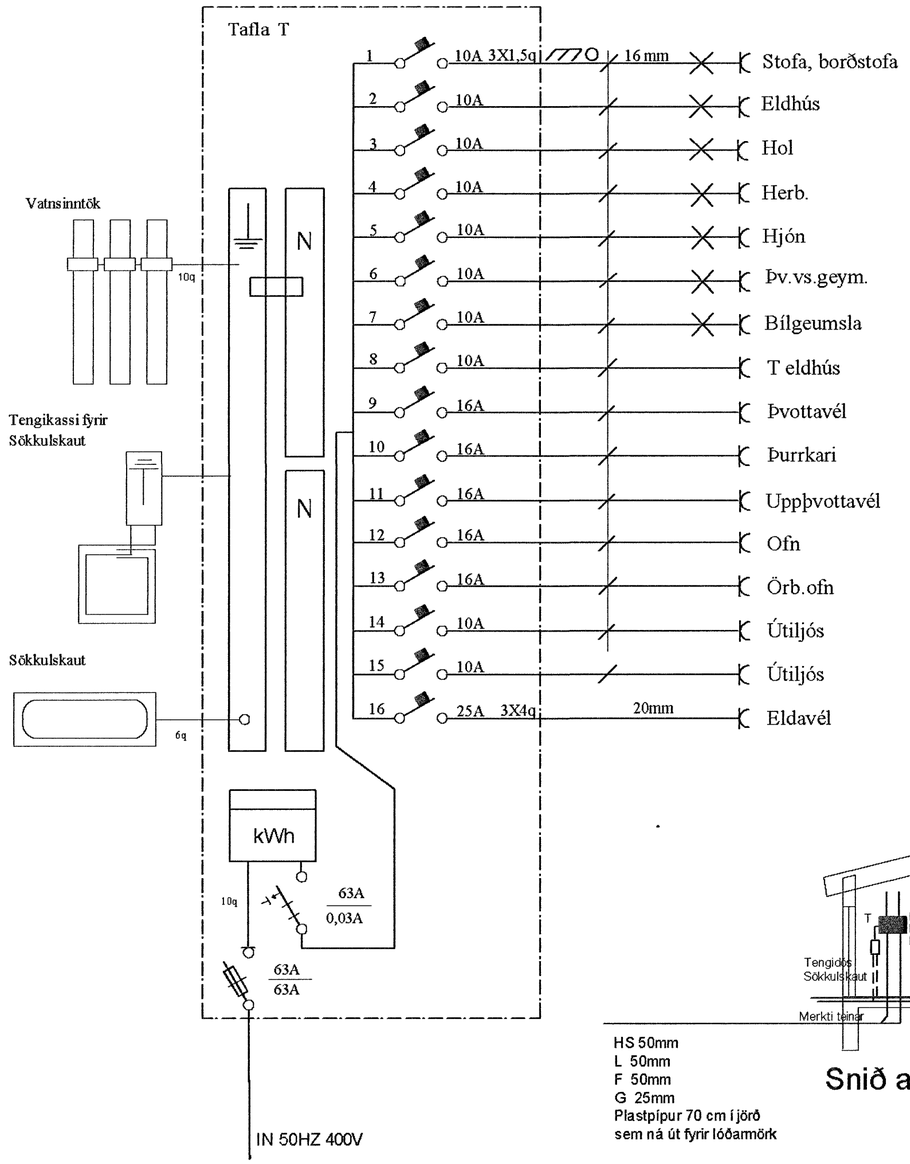

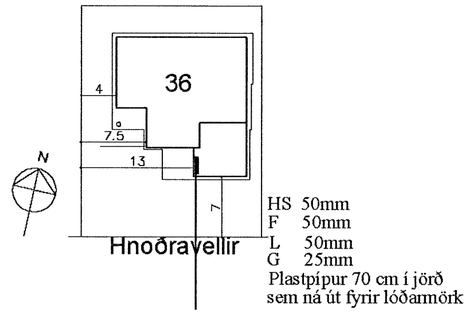

Afstöðumynd mkv. 1:500

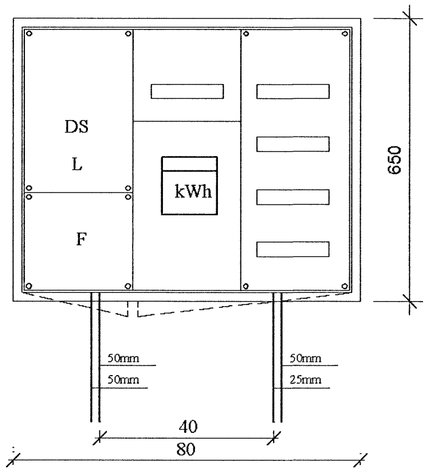

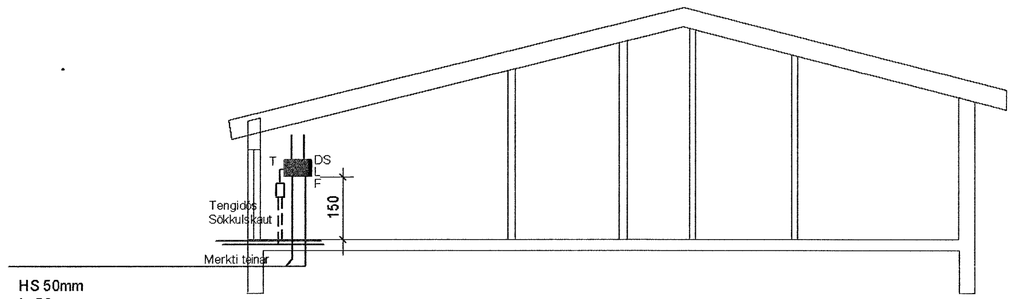

HS 50mm
L 50mm
F 50mm
G 25mm
Plastpípur 70 cm í jörð
sem ná út fyrir lóðarmörk

Snið a-a mkv. 1:100

Snið af töfluvegg

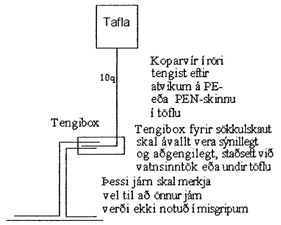

Grunnmynd sökkulveggja

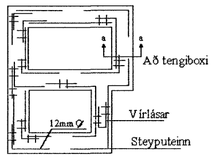

Snið í töfluvegg

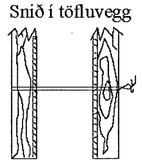

Sýnd eru 2 neðstu steypu-
styrktarjárn í steypumót
ofan á neðstu mótavirum

Vírlásar

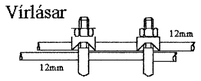

Samtenging steyputeina.
Setja skal tvo vírlása
á hver samskeyti

Br.	Dags.	Breyting	Br.	SÞ.

Hnoðravellir 36
221 Hafnarfjörður
SÖKKULSKAUT TAFLA,SNID

Elýs ehf
Raflagnateikningar
Furuvellir 17, 221 Hafnarfjörður
s 555-4750 gsm. 897-6530 elmo@hive.is

Hannað: ÞKK	Teiknað: VEC	Yfirfarið: ÞKK
Samþykkt: Þórður K		Kt.: 040851-4969
Tölvuskrá: C:\2007\721 Hnodravellir 36\Vaflogn\Hnodavellir 36.dwg		
Mkv.		Blaðstærð: A2
Dags. 09-05-07	Nr: 721-07	Blað: 104