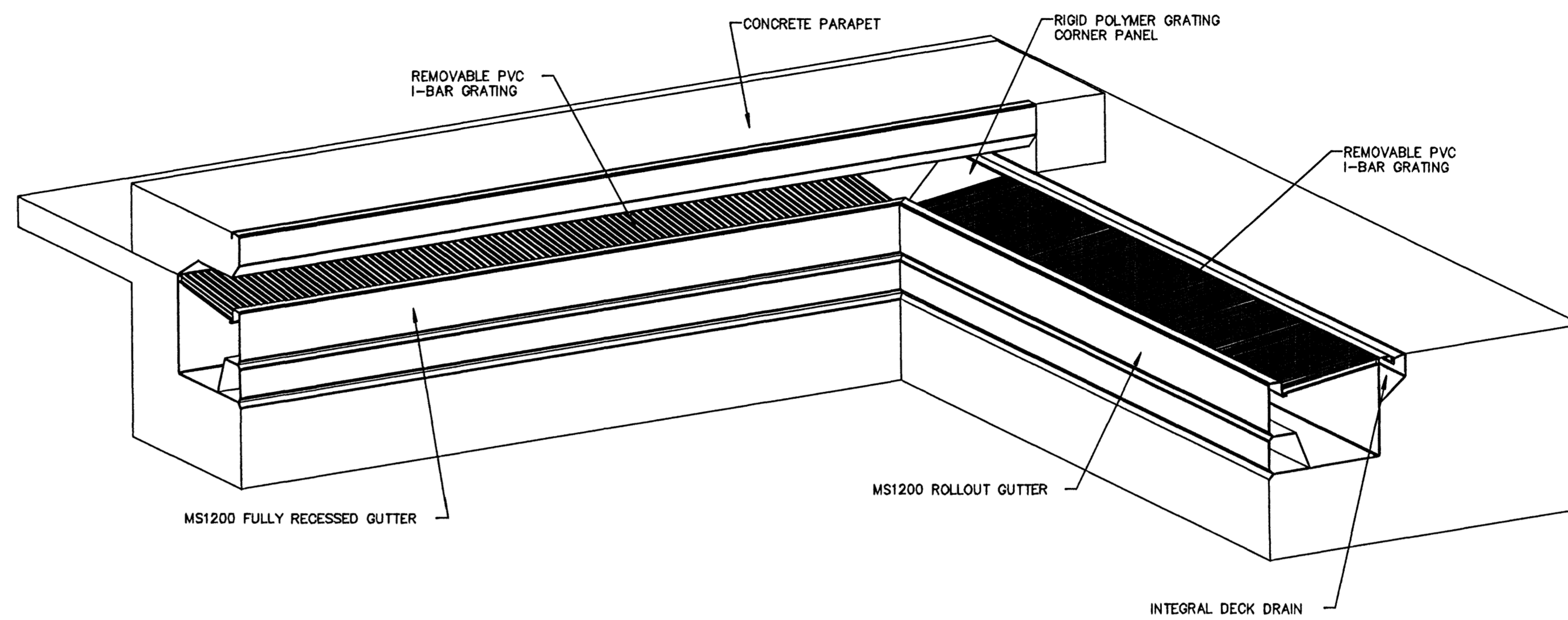
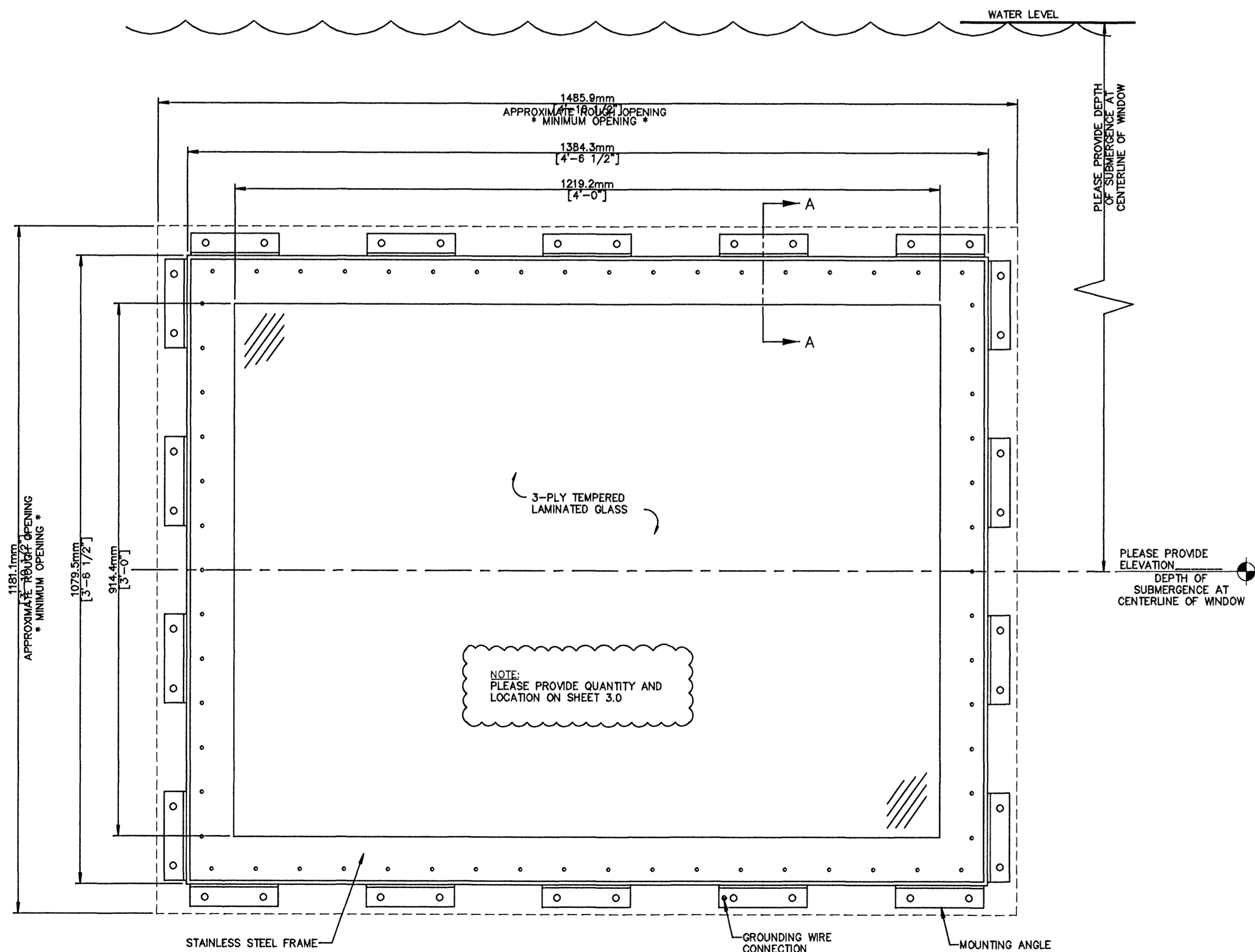


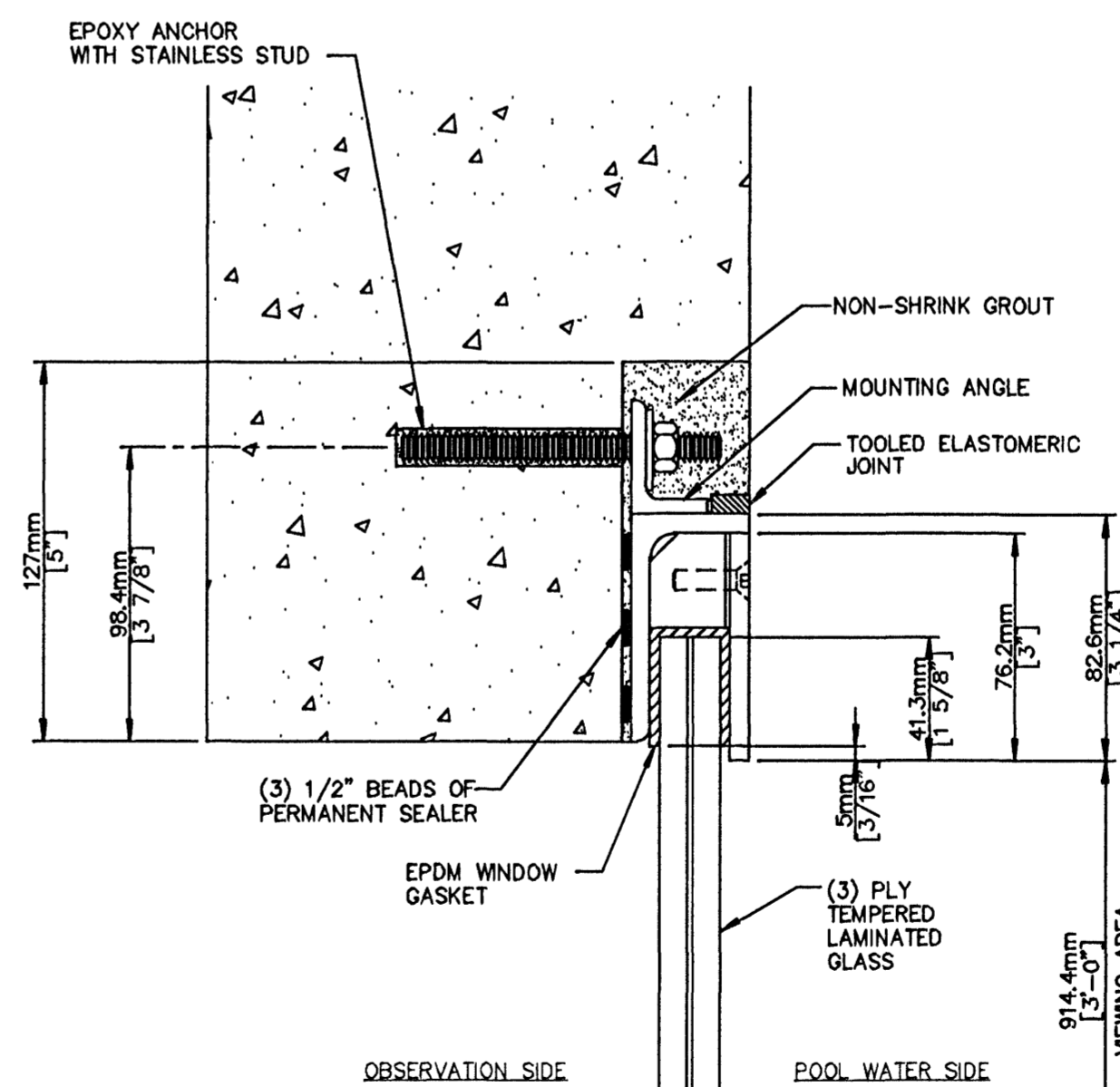
**A**  
3.4  
STEP SECTION



**B**  
3.4  
GUTTER TRANSITION DETAIL



**C**  
3.4  
UNDERWATER WINDOW ELEVATION



**D**  
3.4  
SECTION A-A UNDERWATER WINDOW

NOTES:  
CONCRETE POOL WALL TO BE FORMED WITH NOTCH OUT AS SHOWN  
UNDERWATER WINDOW FRAME TO BE CONSTRUCTED OF T304 S/S MATERIAL

1. Do not scale drawings. Refer to or request specific dimensions.
2. Specific dimensions are assumed to be accurate. However, do not use for construction unless verified and certified.
3. Dimensions and details are subject to change without notice unless drawings are certified.
4. For clarity or reference, certain equipment or areas of construction may be shown. Do not assume all items or work illustrated on these drawings to be furnished by Nature Corporation. Refer to equipment schedule or scope of work for specific details.
5. When needed work or equipment is shown, such illustration is for information or clarity only. Always refer to appropriate documents for specific details or instructions.

Sundmidstod  
Iceland

Samþykkt þann  
07 MAI 2008  
Byggingarfulltrúinn í Hafnarfirði  
F.h. Hrólfur S. Gunnlaugsson

*Sty. Einar*  
Kt. 110457-2789

Strendingur ehf.  
Fjarvegur 13-15 1020 Hafnarfjörður  
Sími 563 5640 • strendingur@strendingur.is  
www.strendingur.is

REVISED STEP SECTION 8/8/07		
NO.	DESCRIPTION	DATE
REVISIONS		

**NATURE**  
CORPORATION  
5005 W. 74th Street  
Indianapolis, IN 46278-1788  
(317)280-8828  
Fax: (317)280-9998

These drawings and the ideas, concepts, illustrations, and written information represented hereby are the property of Nature Corporation and shall not be distributed, copied, reproduced or utilized in any manner except upon the expressed written consent of Nature Corporation. The recipient hereby acknowledges the confidential and proprietary nature of these drawings and acknowledges Nature's proprietary interest therein and agrees not to use these drawings or the ideas and concepts depicted herein except for the fabrication of the articles depicted herein for and on the behalf of Nature Corporation.

© 2007 NATURE CORPORATION

PAGE TITLE:  
**50m COMPETITION POOL DETAILS**

DATE: 10/5/07	FILE: 50m Competition Pool.dwg
LAYOUT: 50m Competition Pool Plan	DRAWN BY: SAL
CHECKED BY: MTW	PROJECT NO.:
SHEET NO.:	3.4