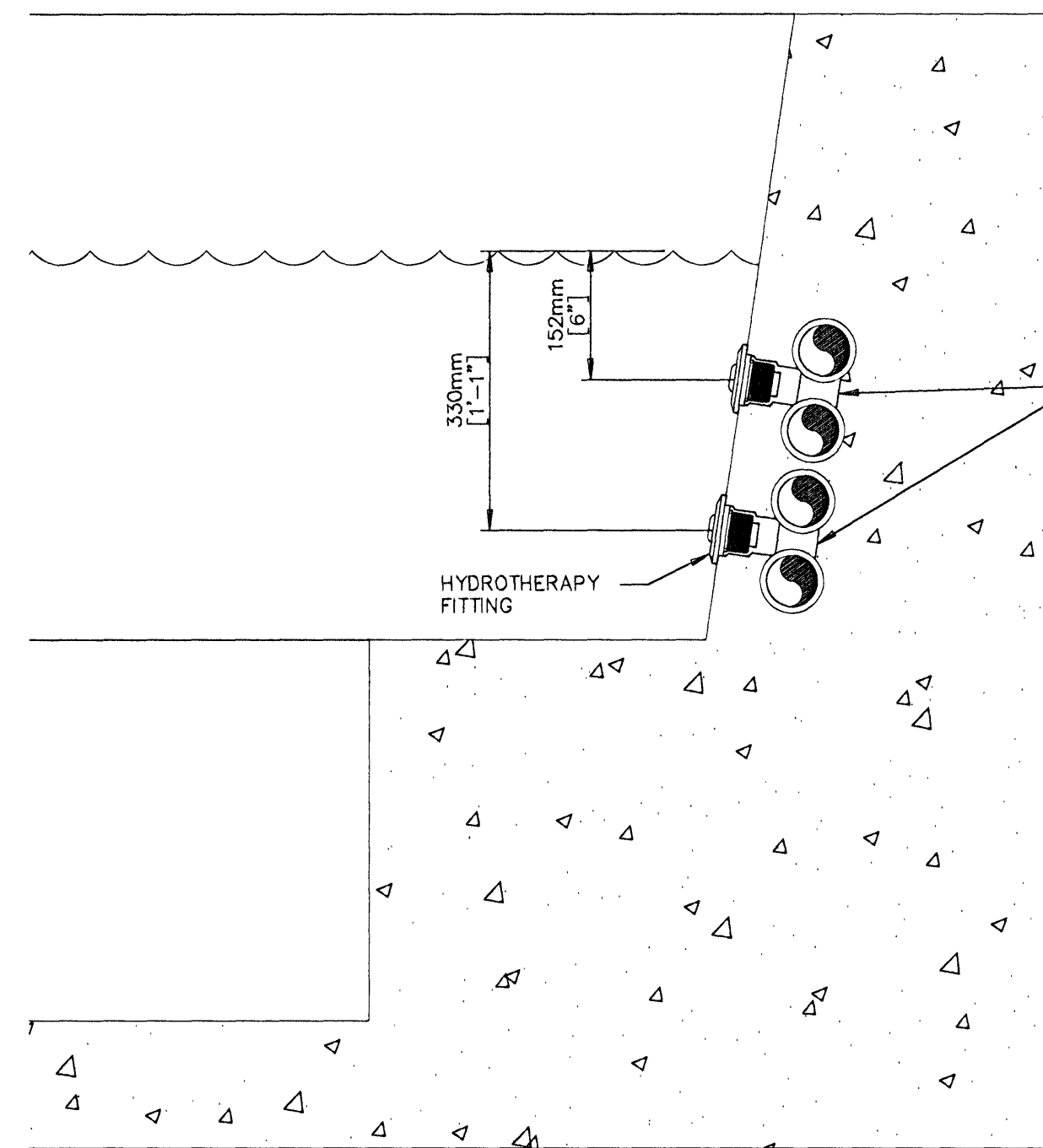
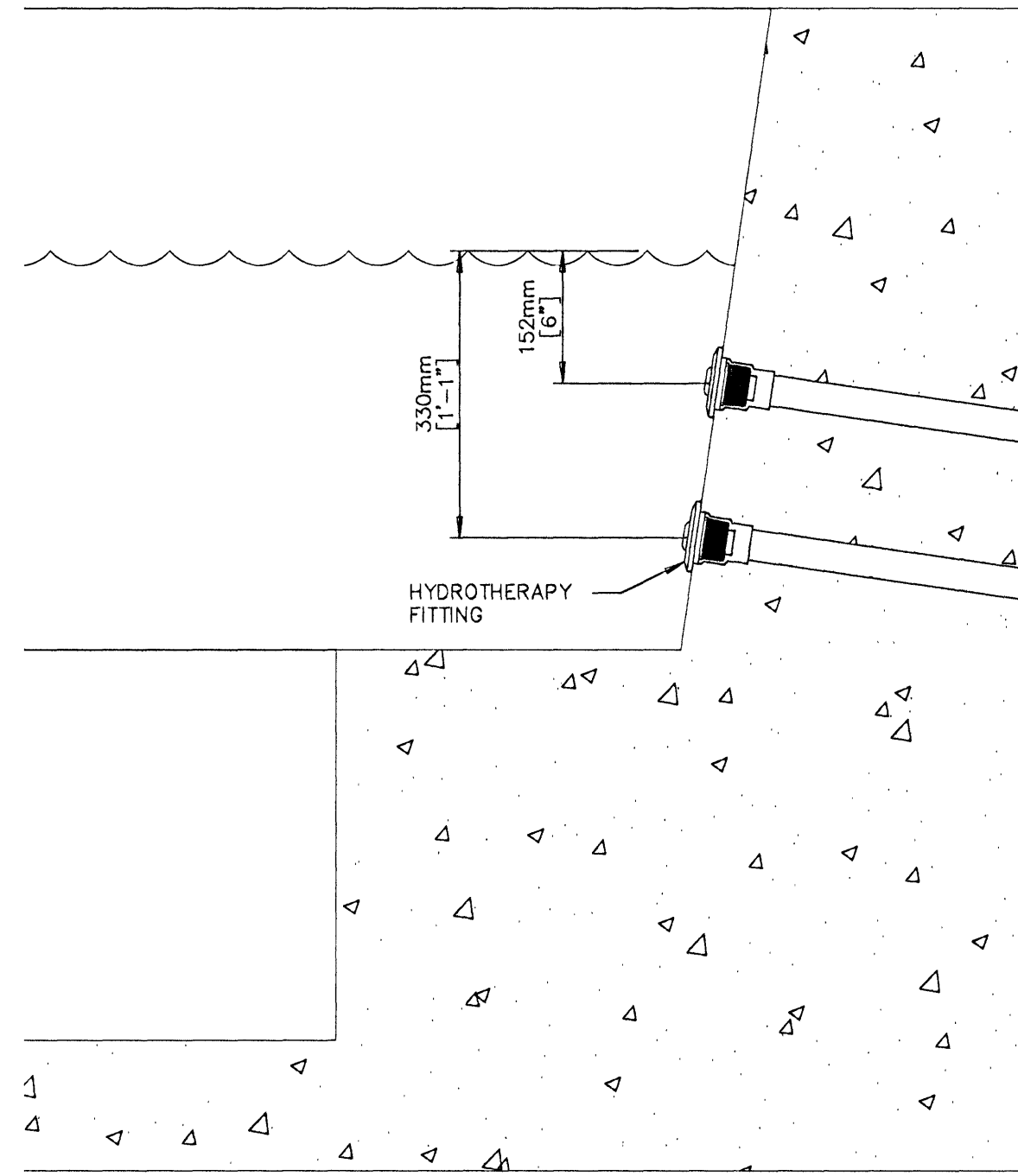


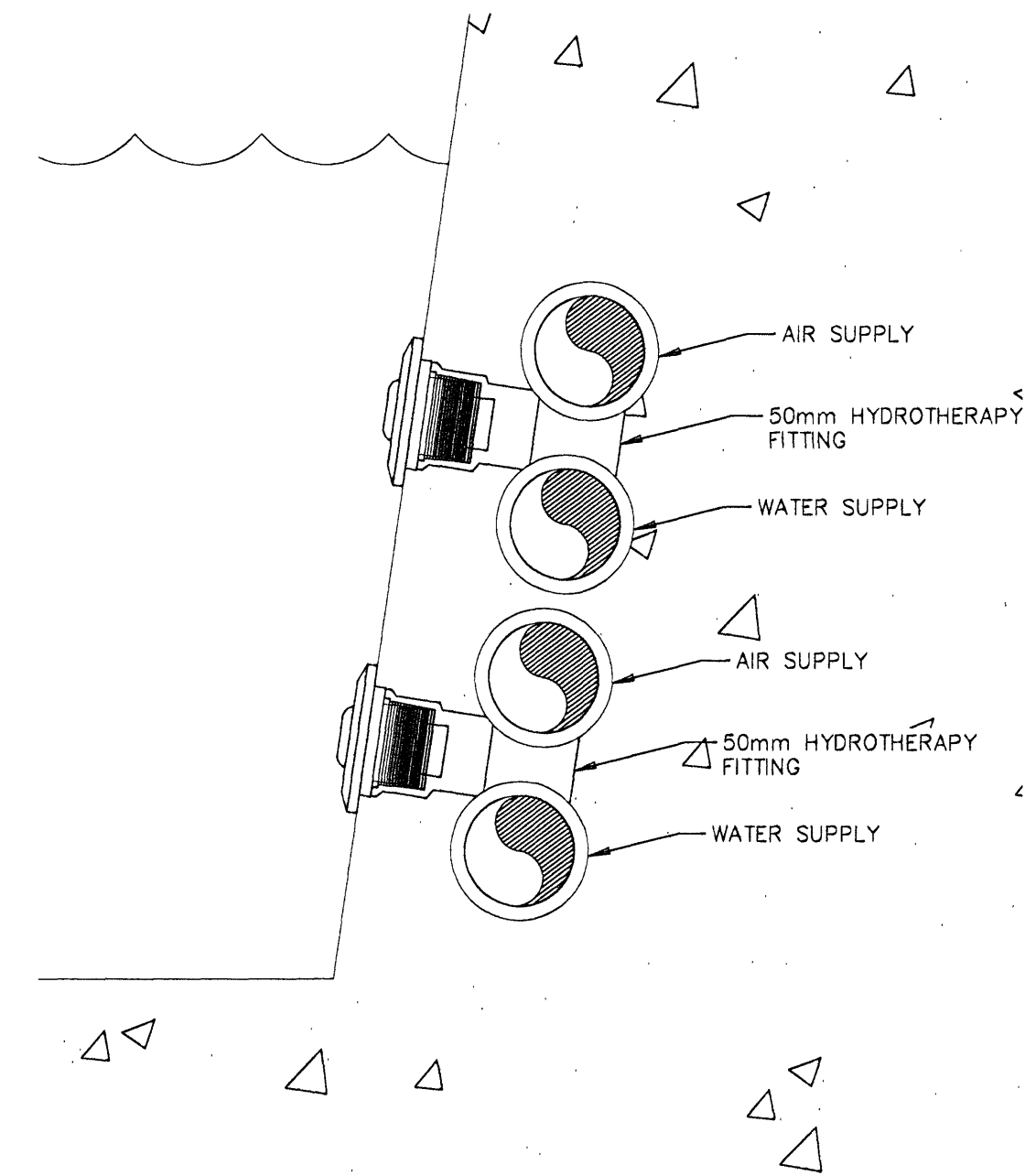
Samþykkt þann
 07 MAI 2008
 Byggingarfulltrúinn í Hafnarfirði
 F.h. Hrólfur S. Gunnlaugsson



A
 6.4
 OPTION "A"
 HYDROTHERAPY DETAIL



B
 6.4
 OPTION "B"
 HYDROTHERAPY DETAIL



C
 6.4
 HYDROTHERAPY
 FITTING DETAIL

HYDROTHERAPY FITTING PARTS SCHEDULE			
ITEM	QTY.	DESCRIPTION	PART NUMBER:
1			
2			
3			
4			
5			
6			
7			
8			

1. Do not scale drawings. Refer to or request specific dimensions.
2. Specific dimensions are assumed to be accurate. However, do not use for construction unless verified and certified.
3. Dimensions and details are subject to change without notice unless drawings are certified.
4. For clarity or reference, certain equipment or areas of construction may be shown. Do not assume all items or work illustrated on these drawings to be furnished by Nature Corporation. Refer to equipment schedule or scope of work for specific details.
5. When related work or equipment is shown, such illustration is for information or clarity only. Always refer to appropriate documents for specific details or instructions.

Strendingur ehf.
 Fyrirséðingur
 Færðisgötu 13-18 • 221 Hafnarfjörður
 Sími 866 5640 • strendingur@strendingur.is
 www.strendingur.is

Dr. Björn
 Kt. 110457-2789

NO.	DESCRIPTION	DATE
REVISIONS		

NATURE CORPORATION
 5805 W. 74th Street
 Indianapolis, IN 46278-1788
 (317)290-8828
 Fax: (317)290-9998

These drawings and the ideas, concepts, illustrations and written information represented hereby are the property of Nature Corporation and shall not be distributed, copied, reproduced, or utilized in any manner except upon the expressed written consent of Nature Corporation. The recipient hereby acknowledges the confidential and proprietary nature of these drawings and information and agrees not to use these drawings or the ideas and concepts depicted herein except for the fabrication of the articles depicted herein for and on the behalf of Nature Corporation.

© 2007 NATURE CORPORATION
 PAGE TITLE:
**HYDROTHERAPY
 DETAILS**
 DATE: 10/5/07
 FILE: Hot_Pots.dwg
 LAYOUT: Hot_Pots_Details (3)
 DRAWN BY: SAL
 CHECKED BY: MTW
 PROJECT NO.: SHEET NO.:
 6.4