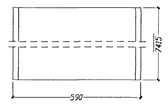

3 x Pos. 301

HEA600 - S355J2G3..7415

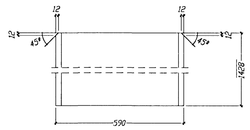

1 x Pos. 302

HEA600 - S355J2G3.1428

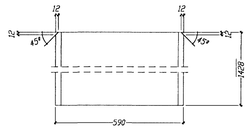

1 x Pos. 303

HEA600 - S355J2G3.1428

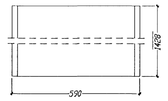

1 x Pos. 304

HEA600 - S355J2G3.1428

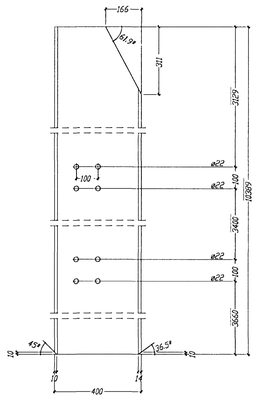

1 x Pos. 305

IPE400 ..10389

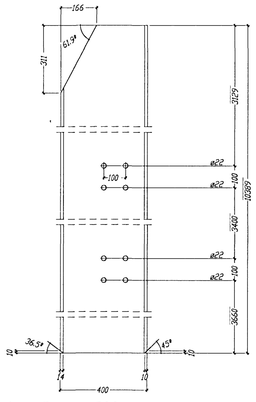

1 x Pos. 306

IPE400 ..10389

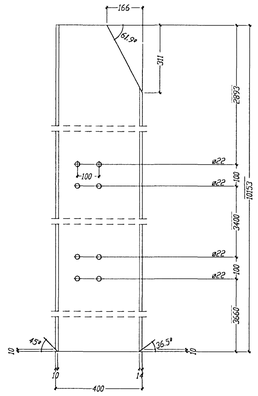

1 x Pos. 307

IPE400 ..10153

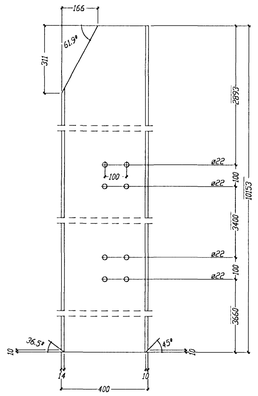

1 x Pos. 308

IPE400 ..10153

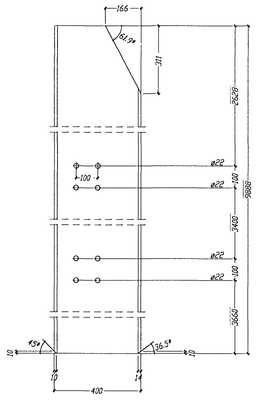

1 x Pos. 309

IPE400 ..9888

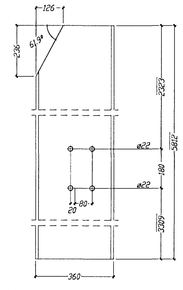

1 x Pos. 326

IPE360 ..5812

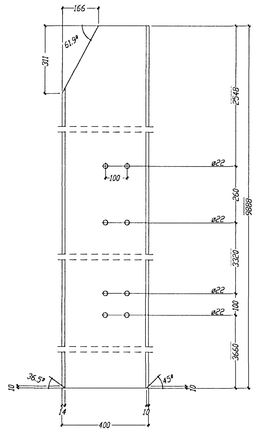

1 x Pos. 310

IPE400 - S355J2G3.9888

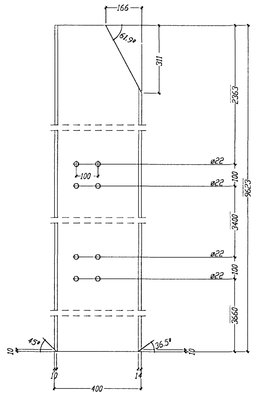

1 x Pos. 311

IPE400 ..9623

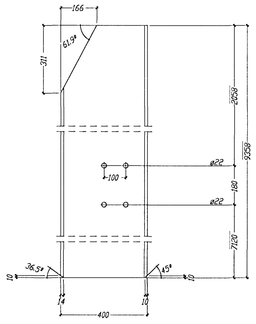

1 x Pos. 312

IPE400 - S355J2G3.9358

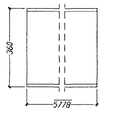

1 x Pos. 327

IPE360 ..5778

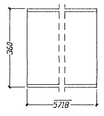

1 x Pos. 329

IPE360 ..5718

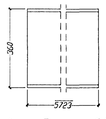

1 x Pos. 328

IPE360 ..5723

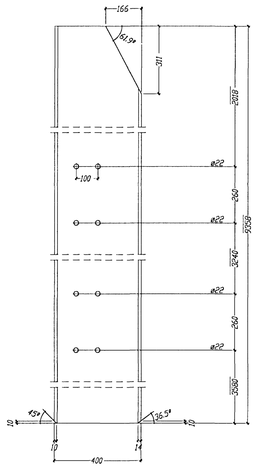

1 x Pos. 313

IPE400 ..9358

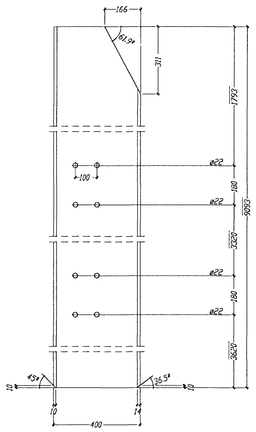

1 x Pos. 314

IPE400 ..9093

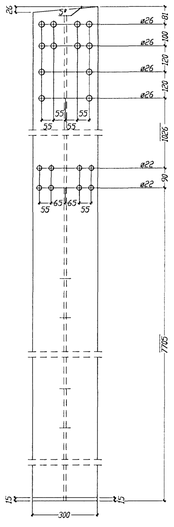

1 x Pos. 315

HEA400..9242

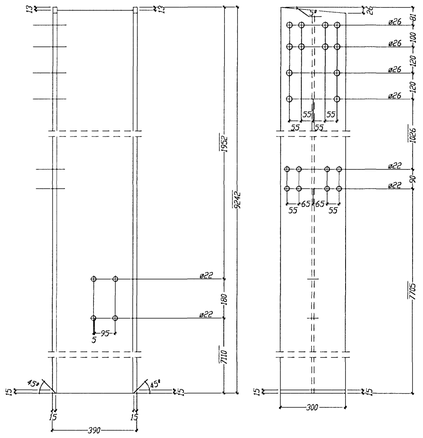

1 x Pos. 316

HEA400..9242

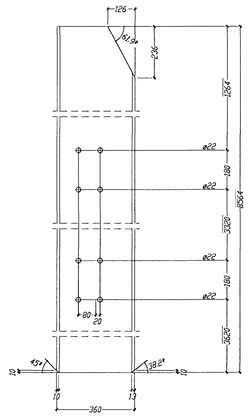

1 x Pos. 317

IPE360 ..8564

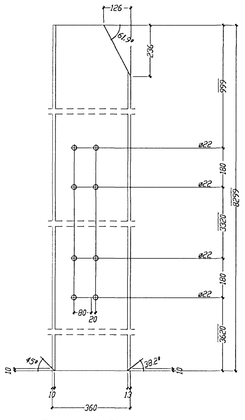

1 x Pos. 318

IPE360 ..8299

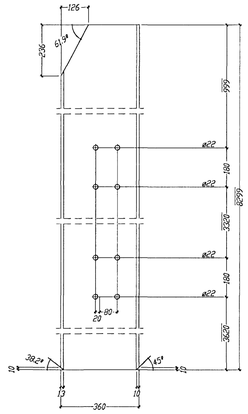

1 x Pos. 319

IPE360 ..8299

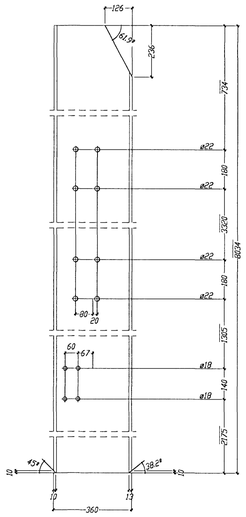

1 x Pos. 320

IPE360 ..8034

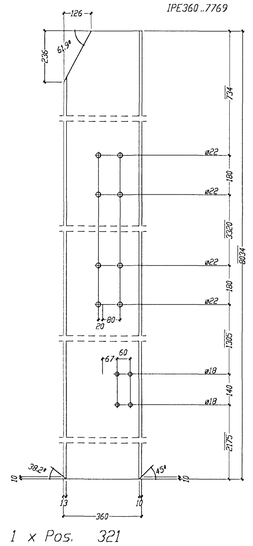

1 x Pos. 321

IPE360 ..8034

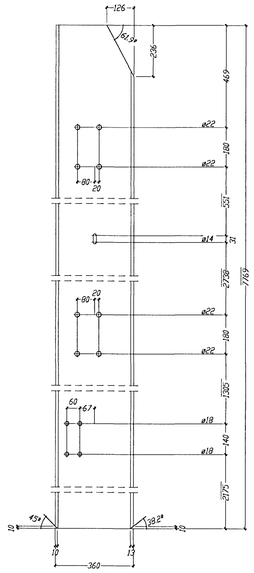

1 x Pos. 322

IPE360 ..7769

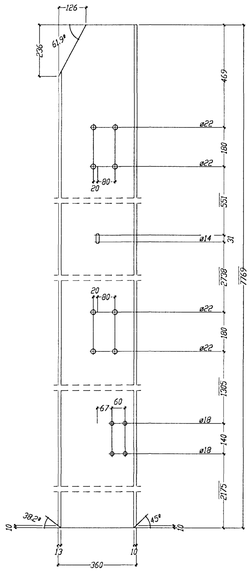

1 x Pos. 323

IPE360 ..7769

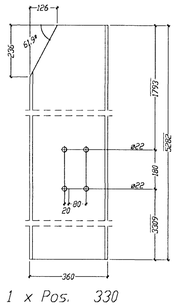

1 x Pos. 330

IPE360 ..5282

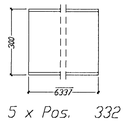

5 x Pos. 332

IPE300 ..6337

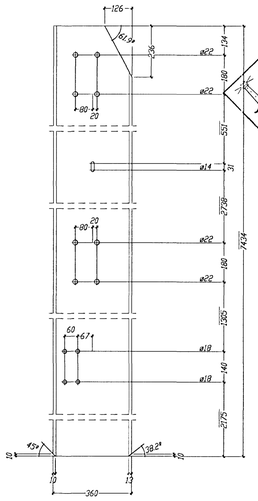

1 x Pos. 324

IPE360 ..7434

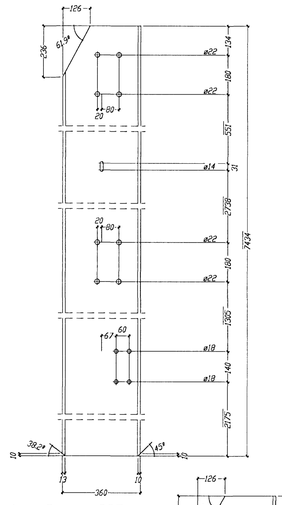

1 x Pos. 325

IPE360 ..7434

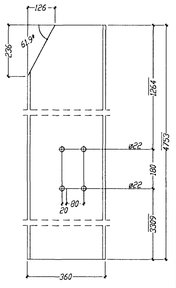

1 x Pos. 331

IPE360 ..4753

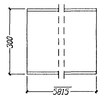

3 x Pos. 333

IPE300 ..5815

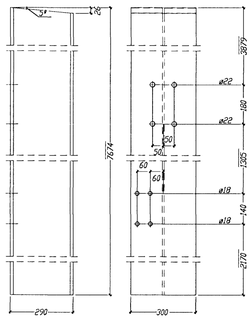

1 x Pos. 334

HEA300..7674

Byggingafulltrúi Hafnarfjarðar
Móttekið
18 FEB 2009

Fyrir hönd Conís ehf, kt. 600105-1400 staðfestist að teikning þessi hefur verið yfirfarin. Teikningin er í samræmi við íslenska staðla og reglugerðir. 27/9 07

Nafn: Gylfi Ó. Kennitala: 130657-4139

Tolerance for welded constructions According to DIN 8570, Pt.1+3/BVF,1987	Required torques/prestressing forces and forced tension angles according to DIN 18800 Pt. 7, 0583
Welding (V P S) according to DIN-EN 288 - 2	
All unmarked welds to be fillet continuous a=4mm thick, not greater than 0.7 d of the thinner element	
The material for cap plates >20 mm thick to be examined for laminations	

1	2	3	4	5	6	7	8	9	10	11	12
		Provisioning of HV bolts Class 10.9 according to									
bolts	Required compression ring force	a) torque technique		b) torque technique		a) angle of rotation technique					
		Actual torque at mark		Technical input torque							
		Required grease coated nuts/ screws	Factory lubricated	Req. compression force		Required tightening torque					
	F_V	M_{A0}	M_A	F_{V0}	F_V	M_A		Grip length	Angle of rotation	Bolt protrusion	
	kN	Nm	Nm	kN	kN	Nm		mm			
1	M12	0	0	0	0	0		0 - 1 x d	1/6	1/2	
2	M16	0	0	0	0	0	M	0 - 1 x d	1/3	1/2	
3	M20	0	0	0	0	0		0 - 1 x d	1/3	3/4	
4	M22	0	0	0	0	0	M22	0 - 1 x d	1/3	1	
5	M24	0	0	0	0	0	M	0 - 1 x d	1/3	1/2	
6	M27	0	0	0	0	0	M	0 - 1 x d	1/3	1/2	
7	M30	0	0	0	0	0	M	0 - 1 x d	1/3	3/4	
8	M36	0	0	0	0	0	M36	0 - 1 x d	1/3	3/4	

1) Due to the end deformation of the bolts and on the type of thread lubricant the torque values may differ from manufacturer's recommendations.
2) Independently on the lubricant of the threads and surfaces of bolts and nuts DASTUM F.gr not galvanized HV bolts can values from column 3

BIURO INZYNIERSKIE
Marek i Janina MUCHA
Osiny, ul. Opolska 30a, 46-070 Komprachcice tel.077-46 46 757

	DATE	NAME	SIGNATURE
Designed by	FEBRUAR	MUCHA	
Checked by			
Verified by			

INDEX	CHANGES	DATE	BY

1:10 SCALE

Pos.301-334

DESC.

TJARNARVELLIR 11
Steel- Storage house

DRAWING NO. DRG 229

SHEET